



SC Annual School Report Card Summary

Eagle Nest Elementary School
 Dorchester 2
 Grades: PK-5 Enrollment: 815
 Principal: Karen R. Spillane
 Superintendent: Joseph R. Pye
 Board Chair: C. Gail Hughes

PERFORMANCE

Comprehensive detail, including definitions of ratings, performance criteria, and explanations of status, is available on www.ed.sc.gov and www.eoc.sc.gov as well as school and school district websites. Printed versions are available from school districts upon request.

YEAR	ABSOLUTE RATING	GROWTH RATING	PALMETTO GOLD AND SILVER AWARD		ESEA/FEDERAL ACCOUNTABILITY RATING SYSTEM	
			General Performance	Closing the Gap	ESEA Grade	Accountability Indicator
2013	Good	Average	TBD	TBD	B	N/A
2012	Good	Good	Silver	N/A	A	N/A
2011	Good	Average	Silver	N/A	Met	N/A

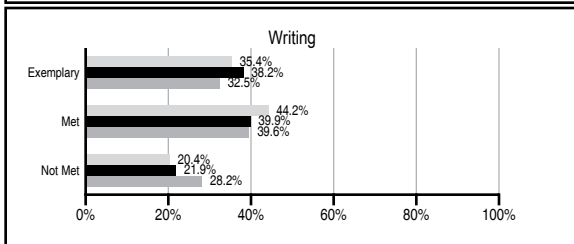
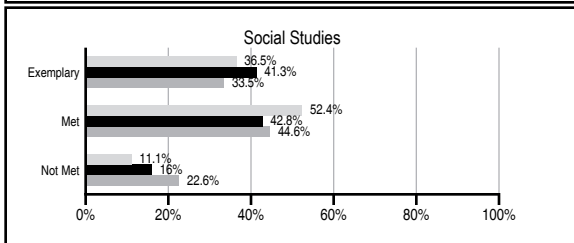
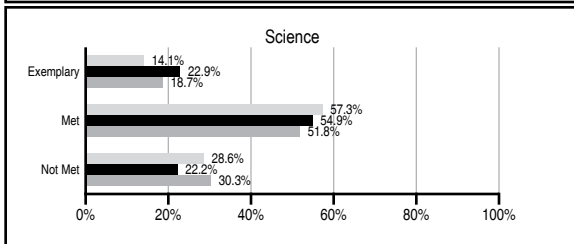
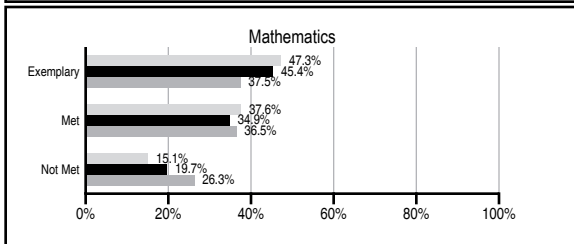
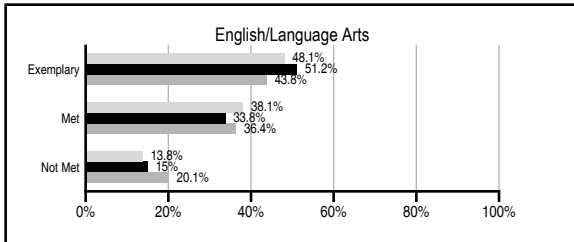
ABSOLUTE RATINGS OF ELEMENTARY SCHOOLS WITH STUDENTS LIKE OURS*

EXCELLENT	GOOD	AVERAGE	BELOW AVERAGE	AT-RISK
42	36	11	0	1

* Ratings are calculated with data available by 11/07/2013. Schools with Students Like Ours are Elementary Schools with Poverty Indices of no more than 5% above or below the index for this school.

PASS PERFORMANCE

Our School
 Elementary Schools with Students Like Ours
 Elementary schools statewide



NAEP PERFORMANCE*

* Performance reported for SC and nation, data not available at school level. Percentages at NAEP Achievement Levels.



SC PERFORMANCE VISION

By 2020 all students will graduate with the knowledge and skills necessary to compete successfully in the global economy, participate in a democratic society and contribute positively as members of families and communities.

Abbreviations Key

N/A Not Applicable N/AV Not Available N/C Not Collected N/R Not Reported I/S Insufficient Sample TBD To be determined

Eagle Nest Elementary School [Dorchester 2]

SCHOOL PROFILE

	Our School	Change from Last Year	Elementary Schools with Students Like Ours	Median Elementary School
Students (n=815)				
Retention rate	0.8%	Down from 0.9%	0.9%	0.9%
Attendance rate	96.3%	Down from 96.4%	96.4%	96.3%
Served by gifted and talented program	7.0%	N/A	9.7%	7.2%
With disabilities	12.4%	N/A	11.7%	12.4%
Older than usual for grade	2.1%	N/A	1.4%	1.9%
Out-of-school suspensions or expulsions for violent and/or criminal offenses	1.7%	Up from 0.2%	0.0%	0.0%
Teachers (n=56)				
Teachers with advanced degrees	57.1%	Up from 49.1%	65.1%	62.5%
Continuing contract teachers	69.6%	Down from 80.0%	86.8%	83.3%
Teachers returning from previous year	79.1%	Down from 80.1%	89.7%	88.3%
Teacher attendance rate	95.6%	Up from 94.4%	95.1%	95.0%
Average teacher salary*	\$43,172	Up 3.4%	\$49,450	\$48,193
Classes not taught by highly qualified teachers	1.0%	Up from 0.0%	0.0%	0.0%
Professional development days/teacher	12.0 days	Down from 14.0 days	12.0 days	11.0 days
School				
Principal's years at school	6.0	Up from 5.0	5.5	4.0
Student-teacher ratio in core subjects	18.7 to 1	Down from 20.0 to 1	20.8 to 1	20.1 to 1
Prime instructional time	90.5%	Up from 89.1%	90.4%	90.0%
Opportunities in the arts	Excellent	No Change	Good	Good
SACS accreditation	Yes	No Change	Yes	Yes
Parents attending conferences	100.0%	No Change	100.0%	100.0%
Character development program	Good	Down from Excellent	Excellent	Excellent
Dollars spent per pupil**	\$6,917	Up 4.5%	\$6,965	\$7,364
Percent of expenditures for instruction**	59.0%	Down from 59.4%	69.0%	68.0%
Percent of expenditures for teacher salaries**	57.0%	Down from 57.5%	67.0%	66.0%
ESEA composite index score	87.7	Down from 95.1	90.9	88.0

* Length of contract = 185+ days.

** Prior year audited financial data available.

EVALUATION RESULTS

	Teachers	Students*	Parents*
Number of surveys returned	70	125	51
Percent satisfied with learning environment	75.7%	78.4%	90.2%
Percent satisfied with social and physical environment	91.5%	79.2%	90.4%
Percent satisfied with school-home relations	71.4%	87.1%	78.9%

*Only students at the highest elementary school grade level at this school and their parents were included.

REPORT OF PRINCIPAL AND SCHOOL IMPROVEMENT COUNCIL

Eagle Nest Elementary is six years old and is located in the North Charleston area of Dorchester School District Two. We are a Title One 4K through grade 5 school, housing 864 students with 57% free/reduced meals and 18% English as a second language students. The mission of Eagle Nest Elementary is to provide a nurturing environment that encourages relationships, rigor, and relevance for our learning community to grow and succeed.

Eagle Nest Elementary was recognized as one of the 5 State Honor Schools for the Dick and Tunky Riley Award by the State School Improvement Council. We highlighted our "Reading Prize Patrol" and our SIC safety initiative. A team of teachers and SIC members take our Reading Prize Patrol into our neighborhoods to surprise families with bags of books. This program puts good literature into the hands of children at home to encourage families to read together. Our safety initiative started with concerns about walkers and bike riders crossing the road at the entrance of the school. After research and several phone calls, our SIC was able to get a stop sign and a crossing guard at the entrance to Taylor Plantation. We also painted crosswalks and added "one way" and "no unloading" signs in the parking lot to provide improved safety for parents and students. This year our Robotics team went to the state competition and the Trebuchet team won 3rd place in competition. Eagle Nest also earned a Palmetto Silver Award for the second year in recognition of student achievement.

Our challenge continues to be getting parents involved in the education of their children through PTA and School Improvement Council. We strive to have our diverse population represented in these organizations so that all of our students and parents have a voice in the school programs. We have involved parents in workshops by going into communities to provide them with valuable educational resources and information. We have family nights and student performances to bring parents into the schools, but very seldom do the parents of at-risk students attend. We need diversity in our PTA and SIC committees in an effort to get ALL parents interested in their child's education.

Students at Eagle Nest are "Soaring to New Heights." The student benchmark data shows students excelling in academics. Student PASS scores need to reflect the same achievement. Everyday our students "Fly Like Eagles" as they engage in learning; act responsibly; give respect to themselves and others; listen with their eyes, ears, hearts and hands; and are prepared daily.

Karen R. Spillane, Principal Ron Morales, SIC Chairman

Comprehensive detail, including definitions of ratings, performance criteria, and explanations of status, is available on www.ed.sc.gov and www.eoc.sc.gov as well as school and school district websites.

Printed versions are available from school districts upon request.

Abbreviations Key

N/A Not Applicable N/AV Not Available N/C Not Collected N/R Not Reported I/S Insufficient Sample TBD To be determined
NI Newly Identified CSI Continuing School Improvement CA Corrective Action RP Plan to Restructure R Restructure DELAY School Improvement Status HOLD School Improvement Status