



SC Annual School Report Card Summary

Fort Dorchester Elementary School
 Dorchester 2
 Grades: PK-5 Enrollment: 1,094
 Principal: Harolyn Hess
 Superintendent: Joseph R. Pye
 Board Chair: C. Gail Hughes

PERFORMANCE

Comprehensive detail, including definitions of ratings, performance criteria, and explanations of status, is available on www.ed.sc.gov and www.eoc.sc.gov as well as school and school district websites. Printed versions are available from school districts upon request.

YEAR	ABSOLUTE RATING	GROWTH RATING	PALMETTO GOLD AND SILVER AWARD		ESEA/FEDERAL ACCOUNTABILITY RATING SYSTEM	
			General Performance	Closing the Gap	ESEA Grade	Accountability Indicator
2013	Excellent	Good	TBD	TBD	A	N/A
2012	Excellent	Excellent	Gold	Gold	A	N/A
2011	Excellent	Excellent	Gold	Gold	Not Met	N/A

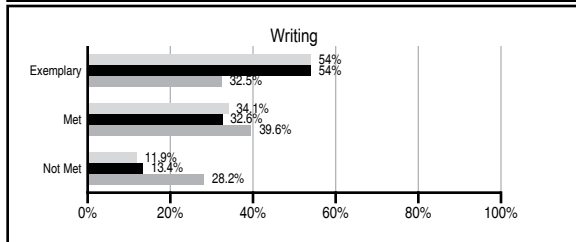
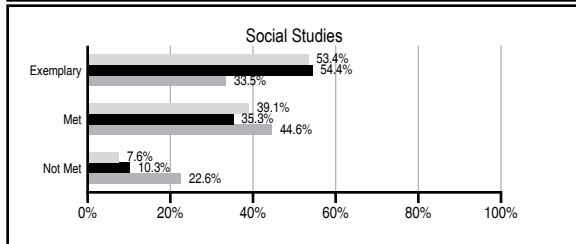
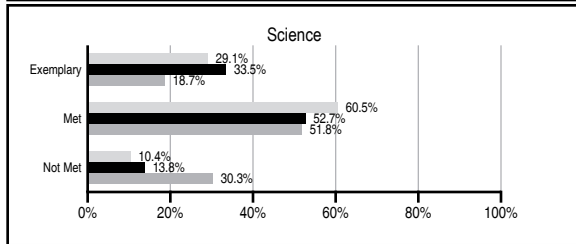
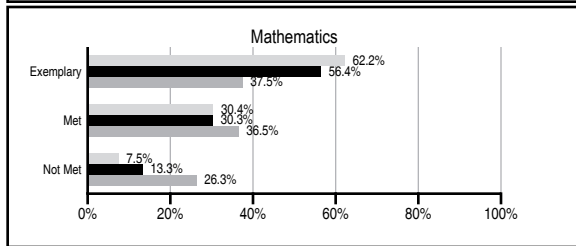
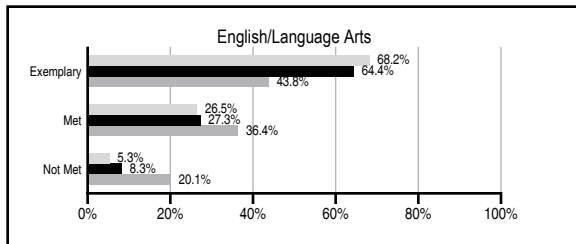
ABSOLUTE RATINGS OF ELEMENTARY SCHOOLS WITH STUDENTS LIKE OURS*

EXCELLENT	GOOD	AVERAGE	BELOW AVERAGE	AT-RISK
29	1	1	0	0

* Ratings are calculated with data available by 11/07/2013. Schools with Students Like Ours are Elementary Schools with Poverty Indices of no more than 5% above or below the index for this school.

PASS PERFORMANCE

Our School Elementary Schools with Students Like Ours Elementary schools statewide



NAEP PERFORMANCE*

* Performance reported for SC and nation, data not available at school level. Percentages at NAEP Achievement Levels.



SC PERFORMANCE VISION

By 2020 all students will graduate with the knowledge and skills necessary to compete successfully in the global economy, participate in a democratic society and contribute positively as members of families and communities.

Abbreviations Key

N/A Not Applicable N/AV Not Available N/C Not Collected N/R Not Reported I/S Insufficient Sample TBD To be determined

Fort Dorchester Elementary School [Dorchester 2]

SCHOOL PROFILE

	Our School	Change from Last Year	Elementary Schools with Students Like Ours	Median Elementary School
Students (n=1,094)				
Retention rate	0.8%	Up from 0.7%	0.6%	0.9%
Attendance rate	96.5%	Down from 97.0%	96.8%	96.3%
Served by gifted and talented program	11.3%	N/A	14.3%	7.2%
With disabilities	10.6%	N/A	9.0%	12.4%
Older than usual for grade	0.8%	N/A	0.9%	1.9%
Out-of-school suspensions or expulsions for violent and/or criminal offenses	0.2%	Down from 0.3%	0.0%	0.0%
Teachers (n=67)				
Teachers with advanced degrees	56.7%	Up from 53.6%	66.7%	62.5%
Continuing contract teachers	79.1%	Down from 84.1%	81.4%	83.3%
Teachers returning from previous year	84.3%	Down from 85.8%	90.1%	88.3%
Teacher attendance rate	93.5%	Down from 95.0%	95.1%	95.0%
Average teacher salary*	\$46,155	Up 3.0%	\$49,461	\$48,193
Classes not taught by highly qualified teachers	0.0%	No Change	0.0%	0.0%
Professional development days/teacher	9.1 days	Up from 8.9 days	10.5 days	11.0 days
School				
Principal's years at school	3.0	Up from 2.0	4.0	4.0
Student-teacher ratio in core subjects	20.1 to 1	Down from 20.3 to 1	20.7 to 1	20.1 to 1
Prime instructional time	89.2%	Down from 91.4%	91.1%	90.0%
Opportunities in the arts	Good	No Change	Good	Good
SACS accreditation	Yes	No Change	Yes	Yes
Parents attending conferences	100.0%	No Change	100.0%	100.0%
Character development program	Good	Down from Excellent	Excellent	Excellent
Dollars spent per pupil**	\$6,433	Up 13.6%	\$7,088	\$7,364
Percent of expenditures for instruction**	66.0%	Down from 68.4%	69.0%	68.0%
Percent of expenditures for teacher salaries**	65.0%	Down from 67.4%	68.5%	66.0%
ESEA composite index score	94.2	Down from 99.4	93.4	88.0

* Length of contract = 185+ days.

** Prior year audited financial data available.

EVALUATION RESULTS

	Teachers	Students*	Parents*
Number of surveys returned	82	167	111
Percent satisfied with learning environment	98.8%	89.8%	94.6%
Percent satisfied with social and physical environment	98.8%	86.8%	96.4%
Percent satisfied with school-home relations	100%	94.6%	97.2%

*Only students at the highest elementary school grade level at this school and their parents were included.

REPORT OF PRINCIPAL AND SCHOOL IMPROVEMENT COUNCIL

At Fort Dorchester Elementary School our mission statement, "Fort Dorchester Elementary School is committed to guiding and challenging each student to succeed in life," drives our curriculum decisions to meet the needs of our students. To ensure the success of our students, we intertwined "TAILS" (Teamwork, Achievement, Integrity, Leadership, and Service) in all of learning experiences provided to our students. We ended our tenth year serving the instructional needs of 1,200 four year old through fifth grade students. Our 112 member faculty and staff work together to create a friendly, family atmosphere for our students and parents.

Fort Dorchester Elementary has strong parent and community support. The outstanding PTA, School Improvement Council and business partners continue to add much to enhance the school's educational programs and environment. Input from these groups allows us to analyze data and look at programs that will provide the best learning environment for our students. Some highlights of our school year include several family night events, Technology Night, a musical performance, a school carnival, Positive Behavior Intervention awards and student awards programs. During the 2012-2013 school year, FDES achieved Palmetto Gold status for overall student achievement and for Closing the Achievement Gap for the third consecutive year. Fort Dorchester Elementary School also received the 2013 Palmetto's Finest Award as one of the best schools in South Carolina.

While test scores for the school continue to improve, dealing with the transient and growing population of our attendance area, and meeting the academic needs of each sub-group of students are the most challenging areas. To meet these challenges we employ our content interventionists, a facilitator and a full-time Instructional Technology teacher specialist. The entire faculty focused on differentiating instruction, implementation of Common Core State Standards, and science instruction to meet the needs of all students. We are committed to meeting the needs of every student by offering differentiated instruction in order to serve each child on their academic level. In addition, we provide staff development for teachers in all academic areas. We will continue to focus on assessing the needs of new students as quickly as possible so that we can provide for areas of need.

This past school year, we have worked toward meeting the needs of each individual child. Data collection through the use of universal screeners helps to determine fluid groups for differentiation in all subject areas. Benchmark tests are used to determine overall and individual student needs. Our plans for the 2013-2014 school year will include staff development revolving around the new Common Core State Standards, which will be fully implemented in all grade levels. We will also focus on the new district RTI (Response to Intervention) model in an effort to better meet the needs of all of our students. This has been a very successful year at Fort Dorchester Elementary. Harolyn Hess, Principal; Arlene Kinard, SIC Chairman

Comprehensive detail, including definitions of ratings, performance criteria, and explanations of status, is available on www.ed.sc.gov and www.eoc.sc.gov as well as school and school district websites.

Printed versions are available from school districts upon request.

Abbreviations Key

N/A Not Applicable N/AV Not Available N/C Not Collected N/R Not Reported I/S Insufficient Sample TBD To be determined
 NI Newly Identified CSI Continuing School Improvement CA Corrective Action RP Plan to Restructure R Restructure DELAY School Improvement Status HOLD School Improvement Status