



# SC Annual School Report Card Summary

Beech Hill Elementary School  
 Dorchester 2  
 Grades: PK-5 Enrollment: 1,129  
 Principal: René Wyatt Harris  
 Superintendent: Joseph R. Pye  
 Board Chair: C. Gail Hughes

## PERFORMANCE

Comprehensive detail, including definitions of ratings, performance criteria, and explanations of status, is available on [www.ed.sc.gov](http://www.ed.sc.gov) and [www.eoc.sc.gov](http://www.eoc.sc.gov) as well as school and school district websites. Printed versions are available from school districts upon request.

YEAR	ABSOLUTE RATING	GROWTH RATING	PALMETTO GOLD AND SILVER AWARD		ESEA/FEDERAL ACCOUNTABILITY RATING SYSTEM	
			General Performance	Closing the Gap	ESEA Grade	Accountability Indicator
2013	Excellent	Excellent	TBD	TBD	A	N/A
2012	Excellent	Excellent	Gold	Silver	A	N/A
2011	Excellent	Excellent	Gold	Gold	Met	N/A

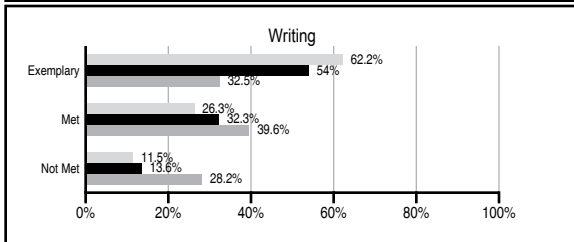
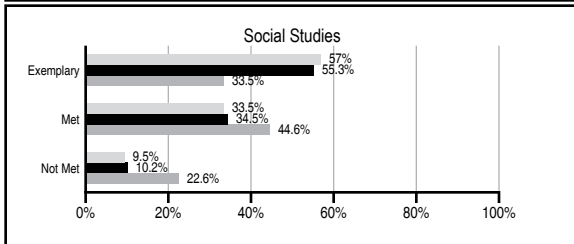
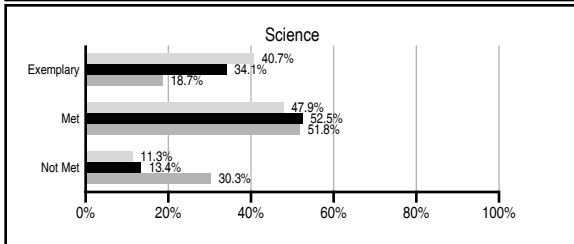
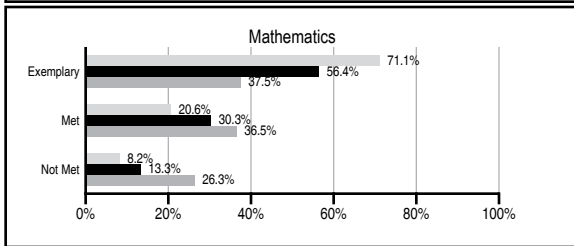
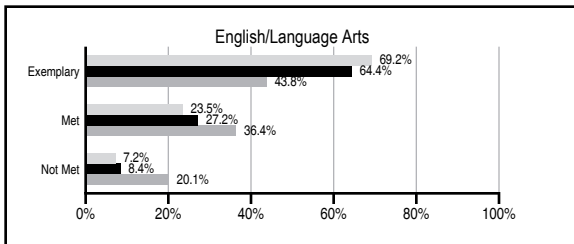
## ABSOLUTE RATINGS OF ELEMENTARY SCHOOLS WITH STUDENTS LIKE OURS\*

EXCELLENT	GOOD	AVERAGE	BELOW AVERAGE	AT-RISK
29	1	0	0	0

\* Ratings are calculated with data available by 11/07/2013. Schools with Students Like Ours are Elementary Schools with Poverty Indices of no more than 5% above or below the index for this school.

## PASS PERFORMANCE

Our School
  Elementary Schools with Students Like Ours
  Elementary schools statewide



## NAEP PERFORMANCE\*

\* Performance reported for SC and nation, data not available at school level. Percentages at NAEP Achievement Levels.



## SC PERFORMANCE VISION

*By 2020 all students will graduate with the knowledge and skills necessary to compete successfully in the global economy, participate in a democratic society and contribute positively as members of families and communities.*

### Abbreviations Key

N/A Not Applicable N/AV Not Available N/C Not Collected N/R Not Reported I/S Insufficient Sample TBD To be determined

# Beech Hill Elementary School [Dorchester 2]

## SCHOOL PROFILE

	Our School	Change from Last Year	Elementary Schools with Students Like Ours	Median Elementary School
<b>Students (n=1,129)</b>				
Retention rate	0.7%	Up from 0.3%	0.7%	0.9%
Attendance rate	96.5%	Down from 96.8%	96.8%	96.3%
Served by gifted and talented program	14.3%	N/A	14.3%	7.2%
With disabilities	13.3%	N/A	9.4%	12.4%
Older than usual for grade	1.3%	N/A	0.9%	1.9%
Out-of-school suspensions or expulsions for violent and/or criminal offenses	0.2%	Down from 0.7%	0.0%	0.0%
<b>Teachers (n=71)</b>				
Teachers with advanced degrees	50.7%	Up from 47.8%	65.8%	62.5%
Continuing contract teachers	76.1%	Down from 82.6%	80.5%	83.3%
Teachers returning from previous year	90.3%	Down from 93.4%	90.3%	88.3%
Teacher attendance rate	95.1%	Down from 96.1%	95.1%	95.0%
Average teacher salary*	\$45,123	Up 2.4%	\$49,019	\$48,193
Classes not taught by highly qualified teachers	0.0%	No Change	0.0%	0.0%
Professional development days/teacher	14.6 days	Up from 12.4 days	10.7 days	11.0 days
<b>School</b>				
Principal's years at school	5.0	Up from 4.0	4.0	4.0
Student-teacher ratio in core subjects	21.6 to 1	Up from 21.3 to 1	20.7 to 1	20.1 to 1
Prime instructional time	90.3%	Down from 92.2%	91.0%	90.0%
Opportunities in the arts	Good	No Change	Good	Good
SACS accreditation	Yes	No Change	Yes	Yes
Parents attending conferences	100.0%	No Change	100.0%	100.0%
Character development program	Excellent	No Change	Excellent	Excellent
Dollars spent per pupil**	\$6,239	Up 0.3%	\$6,997	\$7,364
Percent of expenditures for instruction**	67.0%	Down from 67.1%	69.0%	68.0%
Percent of expenditures for teacher salaries**	65.0%	Down from 65.3%	68.0%	66.0%
ESEA composite index score	98.1	Up from 97.7	93.4	88.0

\* Length of contract = 185+ days.

\*\* Prior year audited financial data available.

## EVALUATION RESULTS

	Teachers	Students*	Parents*
Number of surveys returned	70	180	151
Percent satisfied with learning environment	100%	93.9%	92.7%
Percent satisfied with social and physical environment	100%	94.4%	95.3%
Percent satisfied with school-home relations	100%	93.2%	87.4%

\*Only students at the highest elementary school grade level at this school and their parents were included.

## REPORT OF PRINCIPAL AND SCHOOL IMPROVEMENT COUNCIL

Beech Hill Beacons look to the lighthouse. It inspires us to CREATE, NURTURE, CONNECT, LIVE, THINK and DREAM. With a "whole child" mindset, teachers, parents, business partners and volunteers work to deliver unique learning experiences for every child. Regardless of the perspective, adult stakeholders operate under the mantra that all Beacons are "our children." Our Positive Behavior Interventions and Support (PBIS) model calls for students to SHINE by being Safe, Honest, Intelligent, Nurturing and Empowered. As we shine, we strive for excellence, leadership and empowerment. Despite our rapidly increasing enrollment and the widening diversity of our school population, we look to the lighthouse for solutions, inspiration and hope.

Named as a 2012 TD Bank Palmetto's Finest School, Beech Hill was featured on NBC's Today show for our "Art for the Sky" project. The artistic rendering of a lighthouse, our school's mascot, was composed of over 1,200 Beacons. The project was one of many art residencies made possible by PTA funds and an \$18,000 Distinguished Art Program (DAP) Grant. Beech Hill is the home of this year's District Teacher of the Year; the third such honor bestowed upon the school in the past five years. In both the "Math is Cool" and "Quiz Bowl" competitions, our 4th grade teams placed first in the district, while our 5th grade teams placed second. The Elite Brick Squad advanced to the state Robotics competition and our Trebuchet team received an Honorable Mention in this year's "Storm the Citadel" contest. As we strive for our best, we look to the lighthouse to chart our course for excellence.

The "Beacon Experience" promotes community, spirit and pride. In addition to after-school clubs like Juggling, Cheerleading and Drama, Beacons participate in WERD clubs on Wednesday Early Release Days. Students explore areas such as chess, sign language and animation. Projects like Beacon Buddies, Caps for Braden, Jump Rope for Heart and Relay for Life cultivate service learning. Events such as Market Day, Camp Invention and Science clubs promote innovation and creativity. The Beech Hill Drum-line and the Guitar Club, student-driven initiatives, exemplify our goal of empowering children to look to the lighthouse to maximize their voices and broaden their horizons.

Beacons develop career readiness skills by working on the PBIS SHINE Patrol, Beacon Color Guard, WBHS Morning Show or Students Working as Techs (SWAT) team. They participate in the decision-making process by serving on the Student Council, Principal's Advisory Board or the Leadership Summit. Events like Spirit Nights, Autumn Daze, Grand Beacons Night and SMART Night foster family and community involvement. As we set sail for new adventures and discoveries, we know that our Beacons will be looking to the lighthouse... to lead the way.

René Wyatt Harris, Principal Dana Scott, SIC Chairperson

Comprehensive detail, including definitions of ratings, performance criteria, and explanations of status, is available on [www.ed.sc.gov](http://www.ed.sc.gov) and [www.eoc.sc.gov](http://www.eoc.sc.gov) as well as school and school district websites.

Printed versions are available from school districts upon request.

### Abbreviations Key

N/A Not Applicable N/AV Not Available N/C Not Collected N/R Not Reported I/S Insufficient Sample TBD To be determined

NI Newly Identified CSI Continuing School Improvement CA Corrective Action RP Plan to Restructure R Restructure DELAY School Improvement Status HOLD School Improvement Status