



SC Annual School Report Card Summary

Windsor Hill Arts Infused Elementary School
 Dorchester 2
 Grades: PK-5 Enrollment: 794
 Principal: Vernisa Y. Bodison
 Superintendent: Joseph R. Pye
 Board Chair: C. Gail Hughes

PERFORMANCE

Comprehensive detail, including definitions of ratings, performance criteria, and explanations of status, is available on www.ed.sc.gov and www.eoc.sc.gov as well as school and school district websites. Printed versions are available from school districts upon request.

YEAR	ABSOLUTE RATING	GROWTH RATING	PALMETTO GOLD AND SILVER AWARD		ESEA/FEDERAL ACCOUNTABILITY RATING SYSTEM	
			General Performance	Closing the Gap	ESEA Grade	Accountability Indicator
2013	Excellent	Average	TBD	TBD	A	Focus
2012	Good	Excellent	Gold	Gold	B	Focus
2011	Good	Good	Silver	N/A	Not Met	NI

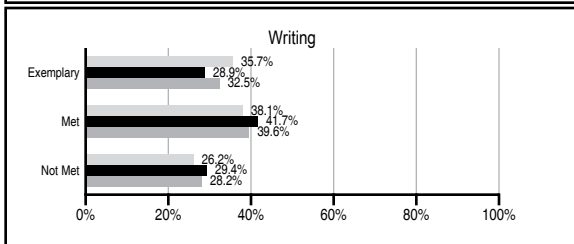
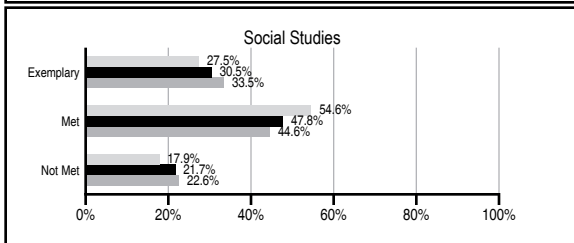
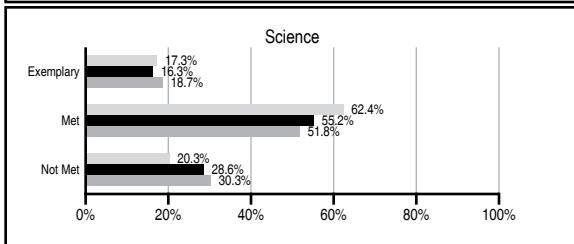
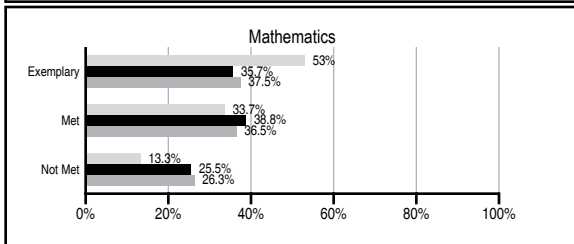
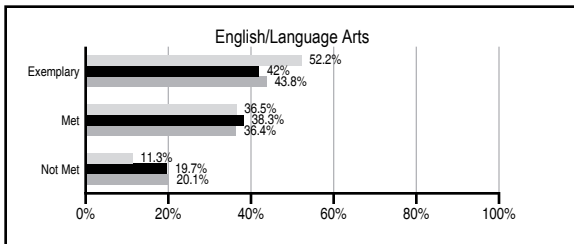
ABSOLUTE RATINGS OF ELEMENTARY SCHOOLS WITH STUDENTS LIKE OURS*

EXCELLENT	GOOD	AVERAGE	BELOW AVERAGE	AT-RISK
14	42	63	3	0

* Ratings are calculated with data available by 11/07/2013. Schools with Students Like Ours are Elementary Schools with Poverty Indices of no more than 5% above or below the index for this school.

PASS PERFORMANCE

Our School
 Elementary Schools with Students Like Ours
 Elementary schools statewide



NAEP PERFORMANCE*

* Performance reported for SC and nation, data not available at school level. Percentages at NAEP Achievement Levels.



SC PERFORMANCE VISION

By 2020 all students will graduate with the knowledge and skills necessary to compete successfully in the global economy, participate in a democratic society and contribute positively as members of families and communities.

Abbreviations Key

N/A Not Applicable N/AV Not Available N/C Not Collected N/R Not Reported I/S Insufficient Sample TBD To be determined

Windsor Hill Arts Infused Elementary School [Dorchester 2]

SCHOOL PROFILE

	Our School	Change from Last Year	Elementary Schools with Students Like Ours	Median Elementary School
Students (n=794)				
Retention rate	0.9%	Down from 1.3%	1.3%	0.9%
Attendance rate	96.5%	Down from 96.9%	96.1%	96.3%
Served by gifted and talented program	5.6%	N/A	7.0%	7.2%
With disabilities	9.7%	N/A	14.2%	12.4%
Older than usual for grade	1.4%	N/A	2.3%	1.9%
Out-of-school suspensions or expulsions for violent and/or criminal offenses	1.3%	Up from 0.2%	0.0%	0.0%
Teachers (n=60)				
Teachers with advanced degrees	51.7%	Up from 49.2%	61.5%	62.5%
Continuing contract teachers	78.3%	Down from 79.7%	85.7%	83.3%
Teachers returning from previous year	84.7%	Down from 86.0%	89.3%	88.3%
Teacher attendance rate	95.1%	Down from 95.2%	94.5%	95.0%
Average teacher salary*	\$44,747	Up 3.5%	\$48,696	\$48,193
Classes not taught by highly qualified teachers	0.0%	No Change	0.0%	0.0%
Professional development days/teacher	12.7 days	Down from 16.2 days	11.2 days	11.0 days
School				
Principal's years at school	2.0	Up from 1.0	5.0	4.0
Student-teacher ratio in core subjects	17.9 to 1	Down from 18.8 to 1	20.1 to 1	20.1 to 1
Prime instructional time	89.5%	Down from 90.2%	89.6%	90.0%
Opportunities in the arts	Excellent	No Change	Good	Good
SACS accreditation	Yes	No Change	Yes	Yes
Parents attending conferences	100.0%	No Change	100.0%	100.0%
Character development program	Excellent	No Change	Excellent	Excellent
Dollars spent per pupil**	\$7,389	Up 2.6%	\$7,564	\$7,364
Percent of expenditures for instruction**	65.0%	Down from 66.6%	68.0%	68.0%
Percent of expenditures for teacher salaries**	62.0%	Down from 65.0%	65.0%	66.0%
ESEA composite index score	96.5	Up from 87.0	87.4	88.0

* Length of contract = 185+ days.

** Prior year audited financial data available.

EVALUATION RESULTS

	Teachers	Students*	Parents*
Number of surveys returned	63	125	43
Percent satisfied with learning environment	96.8%	85.6%	90.7%
Percent satisfied with social and physical environment	98.5%	86.5%	93.1%
Percent satisfied with school-home relations	84.4%	80.8%	88.7%

*Only students at the highest elementary school grade level at this school and their parents were included.

REPORT OF PRINCIPAL AND SCHOOL IMPROVEMENT COUNCIL

At Windsor Hill Arts Infused Elementary School, we are committed to providing a rigorous, engaging, arts-rich education to all students. WHAIES is a Title I school located in North Charleston and serves approximately 850 students in grades 4K-5th. The mission at WHAIES focuses on three critical components for student success: arts infusion, technology integration, and differentiated instruction.

Children attend classes in 2-dimensional and 3-dimensional visual arts, instrumental and vocal music, theater arts, dance, and team and individual sports. We also offer enrichment programs such as show choir, boys' choir, African drumming, drama, media arts, health and wellness, visual arts, and dance.

Students in grades 4K-1 work on Waterford, a computer program that builds literacy, math, and science skills, daily in their classrooms. Second through fifth grade students go to one of four up-to-date computer labs each day to work in the Compass program. SMART Boards, LCD projectors, Airliners, and SMART Response Systems are also in use daily in our classrooms. Students and teachers have access to more than 120 iPads for instructional and learning projects.

Windsor Hill administers universal screeners three times each year to assess students' current levels in literacy and math. This information is used to help all students reach their maximum potential. Gifted and talented classes serve students in third, fourth, and fifth grades. Intervention programs are in place in first through fifth grades to support students' needs in math and reading.

Our school is a PBIS Exemplar School. Students learn to SOAR on the Hill by meeting expectations in the areas of Safety, Organization, Achievement, and Respect. Scripted lessons, classroom guidance, and character education support students as they strive each day to become their very best. Behavioral and academic achievements are celebrated through daily shout-outs, Terrific Kids celebrations, A Honor Roll ceremonies, Hawks Fly rewards, and Exemplary Awards.

Through work with the PTA Board, School Improvement Council, business partners, community members, parents, and our school faculty, Windsor Hill focuses on student achievement and success. Parents are involved in key decisions regarding the Title I Plan. We work together to provide an environment that creates lifelong learners.

Our mission to provide meaningful opportunities through arts-infused, technology-based, and differentiated learning experiences that create lifelong learners is a commitment all stakeholders strive to make a reality.

Vernisa Y. Bodison, Principal
Dana Gipson, SIC Chairperson
Evaluations

Comprehensive detail, including definitions of ratings, performance criteria, and explanations of status, is available on www.ed.sc.gov and www.eoc.sc.gov as well as school and school district websites.

Printed versions are available from school districts upon request.

Abbreviations Key

N/A Not Applicable N/AV Not Available N/C Not Collected N/R Not Reported I/S Insufficient Sample TBD To be determined

NI Newly Identified CSI Continuing School Improvement CA Corrective Action RP Plan to Restructure R Restructure DELAY School Improvement Status HOLD School Improvement Status