



SC Annual School Report Card Summary

Oakbrook Elementary School
 Dorchester 2
 Grades: PK-5 Enrollment: 756
 Principal: Monica D. O'Dea
 Superintendent: Joseph R. Pye
 Board Chair: C. Gail Hughes

PERFORMANCE

Comprehensive detail, including definitions of ratings, performance criteria, and explanations of status, is available on www.ed.sc.gov and www.eoc.sc.gov as well as school and school district websites. Printed versions are available from school districts upon request.

YEAR	ABSOLUTE RATING	GROWTH RATING	PALMETTO GOLD AND SILVER AWARD		ESEA/FEDERAL ACCOUNTABILITY RATING SYSTEM	
			General Performance	Closing the Gap	ESEA Grade	Accountability Indicator
2013	Excellent	Good	TBD	TBD	A	N/A
2012	Excellent	Excellent	Gold	Silver	B	N/A
2011	Excellent	Excellent	Gold	N/A	Not Met	N/A

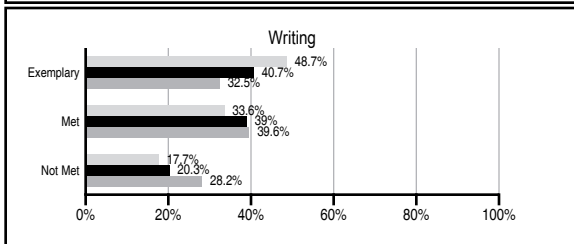
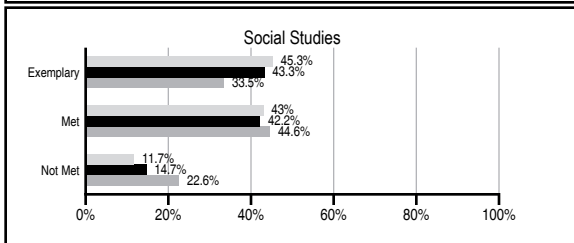
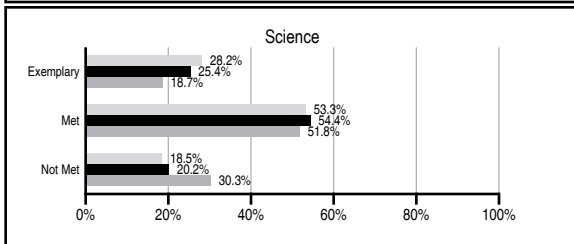
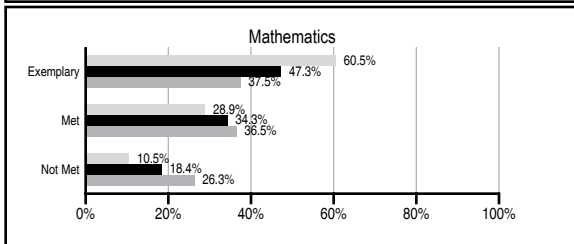
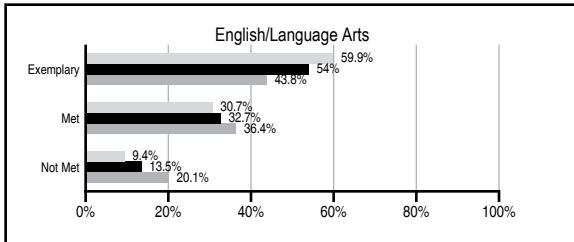
ABSOLUTE RATINGS OF ELEMENTARY SCHOOLS WITH STUDENTS LIKE OURS*

EXCELLENT	GOOD	AVERAGE	BELOW AVERAGE	AT-RISK
40	19	3	1	0

* Ratings are calculated with data available by 11/07/2013. Schools with Students Like Ours are Elementary Schools with Poverty Indices of no more than 5% above or below the index for this school.

PASS PERFORMANCE

Our School Elementary Schools with Students Like Ours Elementary schools statewide



NAEP PERFORMANCE*

* Performance reported for SC and nation, data not available at school level. Percentages at NAEP Achievement Levels.



SC PERFORMANCE VISION

By 2020 all students will graduate with the knowledge and skills necessary to compete successfully in the global economy, participate in a democratic society and contribute positively as members of families and communities.

Abbreviations Key

N/A Not Applicable N/AV Not Available N/C Not Collected N/R Not Reported I/S Insufficient Sample TBD To be determined

Oakbrook Elementary School [Dorchester 2]

SCHOOL PROFILE

	Our School	Change from Last Year	Elementary Schools with Students Like Ours	Median Elementary School
Students (n=756)				
Retention rate	1.6%	Up from 0.4%	0.8%	0.9%
Attendance rate	96.1%	Down from 96.2%	96.7%	96.3%
Served by gifted and talented program	10.0%	N/A	10.7%	7.2%
With disabilities	11.4%	N/A	11.3%	12.4%
Older than usual for grade	1.3%	N/A	1.4%	1.9%
Out-of-school suspensions or expulsions for violent and/or criminal offenses	2.4%	Up from 0.6%	0.0%	0.0%
Teachers (n=54)				
Teachers with advanced degrees	57.4%	Up from 52.7%	64.4%	62.5%
Continuing contract teachers	83.3%	Down from 89.1%	82.5%	83.3%
Teachers returning from previous year	82.1%	Up from 81.4%	89.7%	88.3%
Teacher attendance rate	95.0%	Up from 93.9%	95.4%	95.0%
Average teacher salary*	\$47,099	Up 2.2%	\$49,245	\$48,193
Classes not taught by highly qualified teachers	0.0%	No Change	0.0%	0.0%
Professional development days/teacher	15.6 days	Down from 18.0 days	10.5 days	11.0 days
School				
Principal's years at school	6.0	Up from 5.0	4.0	4.0
Student-teacher ratio in core subjects	17.8 to 1	Down from 18.3 to 1	20.9 to 1	20.1 to 1
Prime instructional time	90.0%	Up from 88.5%	90.9%	90.0%
Opportunities in the arts	Excellent	No Change	Good	Good
SACS accreditation	Yes	No Change	Yes	Yes
Parents attending conferences	99.7%	Down from 100.0%	100.0%	100.0%
Character development program	Excellent	No Change	Excellent	Excellent
Dollars spent per pupil**	\$7,515	Up 20.3%	\$6,871	\$7,364
Percent of expenditures for instruction**	59.0%	Down from 64.3%	69.0%	68.0%
Percent of expenditures for teacher salaries**	58.0%	Down from 62.0%	67.0%	66.0%
ESEA composite index score	92.4	Up from 87.5	91.3	88.0

* Length of contract = 185+ days.

** Prior year audited financial data available.

EVALUATION RESULTS

	Teachers	Students*	Parents*
Number of surveys returned	55	133	71
Percent satisfied with learning environment	96.4%	87.2%	94.4%
Percent satisfied with social and physical environment	98.2%	86.3%	90%
Percent satisfied with school-home relations	96.4%	90.2%	92.9%

*Only students at the highest elementary school grade level at this school and their parents were included.

REPORT OF PRINCIPAL AND SCHOOL IMPROVEMENT COUNCIL

The 2012-2013 school year was filled with many learning opportunities for students at Oakbrook Elementary School. Students participated in learning activities in their classrooms as well as service learning projects. Classroom lessons were engaging and creative. This year our service learning projects included tabs for the Ronald McDonald House, SPCA donations, donations to Newborns in Need, Jump Rope For Heart, The American Cancer Society, American Red Cross, puzzles for Oakbrook Health and Rehab center, and contributions to the Palmetto House.

Our mission statement, "Oakbrook Elementary provides students with the skills necessary to be productive citizens," drives our curriculum decisions to meet the multi-faceted needs of our students. We are proud of the academic accolades received this school year. The school received the Palmetto Gold Award for Outstanding Student Achievement and the Palmetto Silver Award for Closing the Achievement Gap. At Oakbrook Elementary School we continue to live our motto of "Opportunities for Everyone to Succeed with rigor, relevance and relationships." Students were allowed to grow outside of the classroom through club activities that included Robotics, Bears on the Run, Student Council, Chorus, Safety Patrol, and Technology Club.

Analyzing student data continues to be emphasized in order to better meet the needs of our individual students. This year the school implemented universal screeners utilizing AIMS Web for kindergarten through second grades and Scholastic Reading Inventory (SRI) and Scholastic Math Inventory (SMI) for third through fifth grades. Our Title One plan continued to focus on strong staff development activities to develop a systematic writing program and vocabulary enhancement tools. For the second year, we implemented a researched-based reading program for our third grade students called System 44. Our highly trained staff meets the instructional demands of South Carolina curriculum standards daily.

With an overall rating of Excellent on this year's state report card as well as an Excellent rating in student growth, Oakbrook Elementary will continue to strive for excellence in our classrooms. Our staff continues to research best practices to meet the diverse needs of our learners. Our challenge for the upcoming year is the implementation of the Common Core Standards in grades three through five, as well as improving writing proficiency. Our Title One plan will focus on Response to Intervention to assist students with academic achievement.

Due to the dedication and commitment of our staff, parents, and community, we will continue to "Plant Seeds of Excellence."

Monica O'Dea, Principal □ Janet DeValle, SIC Chairperson

Comprehensive detail, including definitions of ratings, performance criteria, and explanations of status, is available on www.ed.sc.gov and www.eoc.sc.gov as well as school and school district websites.

Printed versions are available from school districts upon request.

Abbreviations Key

N/A Not Applicable N/AV Not Available N/C Not Collected N/R Not Reported I/S Insufficient Sample TBD To be determined

NI Newly Identified CSI Continuing School Improvement CA Corrective Action RP Plan to Restructure R Restructure DELAY School Improvement Status HOLD School Improvement Status