



SC Annual School Report Card Summary

Flowertown Elementary School
 Dorchester 2
 Grades: PK-5 Enrollment: 984
 Principal: Donna D. Goodwin
 Superintendent: Joseph R. Pye
 Board Chair: C. Gail Hughes

PERFORMANCE

Comprehensive detail, including definitions of ratings, performance criteria, and explanations of status, is available on www.ed.sc.gov and www.eoc.sc.gov as well as school and school district websites. Printed versions are available from school districts upon request.

YEAR	ABSOLUTE RATING	GROWTH RATING	PALMETTO GOLD AND SILVER AWARD		ESEA/FEDERAL ACCOUNTABILITY RATING SYSTEM	
			General Performance	Closing the Gap	ESEA Grade	Accountability Indicator
2013	Excellent	Good	TBD	TBD	B	N/A
2012	Excellent	Excellent	Gold	Gold	A	N/A
2011	Excellent	Excellent	Gold	N/A	Met	N/A

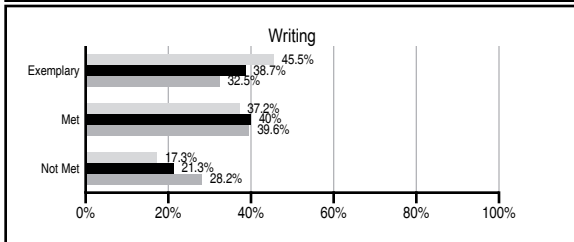
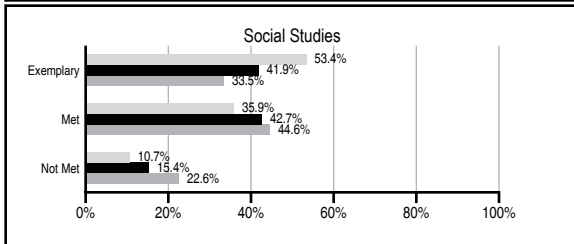
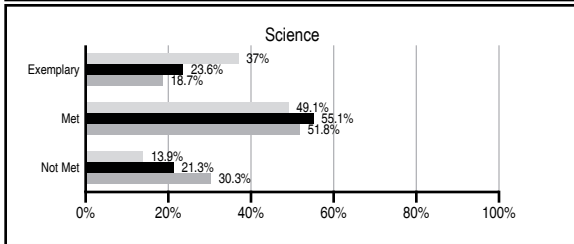
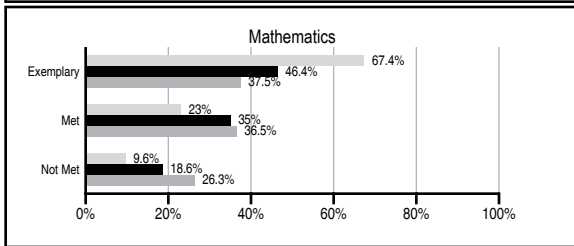
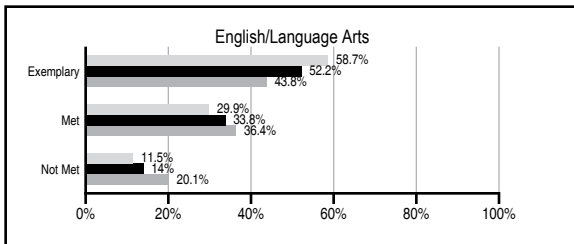
ABSOLUTE RATINGS OF ELEMENTARY SCHOOLS WITH STUDENTS LIKE OURS*

EXCELLENT	GOOD	AVERAGE	BELOW AVERAGE	AT-RISK
36	31	6	0	0

* Ratings are calculated with data available by 11/07/2013. Schools with Students Like Ours are Elementary Schools with Poverty Indices of no more than 5% above or below the index for this school.

PASS PERFORMANCE

Our School
 Elementary Schools with Students Like Ours
 Elementary schools statewide



NAEP PERFORMANCE*

* Performance reported for SC and nation, data not available at school level. Percentages at NAEP Achievement Levels.



SC PERFORMANCE VISION

By 2020 all students will graduate with the knowledge and skills necessary to compete successfully in the global economy, participate in a democratic society and contribute positively as members of families and communities.

Abbreviations Key

N/A Not Applicable N/AV Not Available N/C Not Collected N/R Not Reported I/S Insufficient Sample TBD To be determined

Flowertown Elementary School [Dorchester 2]

SCHOOL PROFILE

	Our School	Change from Last Year	Elementary Schools with Students Like Ours	Median Elementary School
Students (n=984)				
Retention rate	1.4%	Up from 1.1%	0.8%	0.9%
Attendance rate	96.0%	Down from 96.3%	96.5%	96.3%
Served by gifted and talented program	9.6%	N/A	10.1%	7.2%
With disabilities	11.7%	N/A	11.3%	12.4%
Older than usual for grade	1.7%	N/A	1.4%	1.9%
Out-of-school suspensions or expulsions for violent and/or criminal offenses	0.3%	Down from 0.6%	0.0%	0.0%
Teachers (n=62)				
Teachers with advanced degrees	58.1%	Up from 56.5%	64.2%	62.5%
Continuing contract teachers	87.1%	Down from 91.9%	86.2%	83.3%
Teachers returning from previous year	89.4%	No Change	89.8%	88.3%
Teacher attendance rate	92.9%	Down from 94.6%	95.4%	95.0%
Average teacher salary*	\$48,341	Up 4.3%	\$49,290	\$48,193
Classes not taught by highly qualified teachers	0.0%	No Change	0.0%	0.0%
Professional development days/teacher	12.3 days	Up from 11.9 days	10.7 days	11.0 days
School				
Principal's years at school	5.0	Up from 4.0	5.0	4.0
Student-teacher ratio in core subjects	20.2 to 1	No Change	20.7 to 1	20.1 to 1
Prime instructional time	87.6%	Down from 90.2%	90.6%	90.0%
Opportunities in the arts	Good	No Change	Good	Good
SACS accreditation	Yes	No Change	Yes	Yes
Parents attending conferences	99.3%	Down from 99.5%	100.0%	100.0%
Character development program	Excellent	No Change	Excellent	Excellent
Dollars spent per pupil**	\$6,285	Up 1.8%	\$6,917	\$7,364
Percent of expenditures for instruction**	72.0%	Down from 73.8%	69.0%	68.0%
Percent of expenditures for teacher salaries**	70.0%	Down from 72.2%	67.0%	66.0%
ESEA composite index score	88.3	Down from 98.3	90.9	88.0

* Length of contract = 185+ days.

** Prior year audited financial data available.

EVALUATION RESULTS

	Teachers	Students*	Parents*
Number of surveys returned	63	124	86
Percent satisfied with learning environment	96.8%	99.2%	91.8%
Percent satisfied with social and physical environment	100%	97.6%	94.1%
Percent satisfied with school-home relations	100%	95.2%	94%

*Only students at the highest elementary school grade level at this school and their parents were included.

REPORT OF PRINCIPAL AND SCHOOL IMPROVEMENT COUNCIL

Flowertown Elementary, our quaint small-town themed school, serves preschool through fifth grade students from diverse ethnic, socio-economic, occupational, and educational backgrounds. The strengths of our town stem from a shared commitment to the theme, vision, and mission of our school. The theme of our town, "Believe," captures the heart and soul of who we are as a school community and embodies the spirit of our vision and mission. Our vision is to Foster a love of learning, Engage all students, and Serve as a center of excellence. Our mission, to provide every child with the skills necessary to become a productive citizen, is a way of life in our town. Our strengths include: a positive school climate, community involvement, high expectations, student engagement, shared leadership, and continuous growth of all staff in professional learning communities.

We believe that involving our community in the education of our children is essential. As a Title I school, we face many challenges that include an ever-growing diversity in an increasingly transient student population. Meeting these challenges requires creating a positive climate and building relationships among our citizens. We boast an active School Improvement Council and PTA, and nineteen local businesses assist us in countless ways through their partnerships.

Our community believes that "Being the Best You Can Be Begins with Me" and that continued excellence hinges on consistently setting high expectations. This is accomplished by working with students to set and monitor academic and behavioral goals. Classroom practices that positively influence student engagement are the keystone of our vision. Our commitment to shared leadership includes involving multiple stakeholder groups in the decision-making process for our school.

Our most notable accomplishments include receiving an Excellent absolute and Excellent growth ratings on our state report card, achieving Palmetto Gold distinction for three consecutive years, and making AYP for the past ten years. Our school is a nominee for the 2012-2013 National Blue Ribbon Schools of Excellence Award. We are also a PBIS Ribbon and Banner School, and students are consistently recognized at district and state levels in a variety of competitions.

Despite growth and change in our student population, an enduring characteristic of our school is that of a small-town atmosphere promoting a positive, spirited school climate. We foster a compassionate culture in which diversity is embraced; neighbors care for and support one another; and a community in which the consideration and interest of others breathe purpose and life into learning.

Donna Goodwin, Principal | Debbie Call, SIC Chairperson

Comprehensive detail, including definitions of ratings, performance criteria, and explanations of status, is available on www.ed.sc.gov and www.eoc.sc.gov as well as school and school district websites.

Printed versions are available from school districts upon request.

Abbreviations Key

N/A Not Applicable N/AV Not Available N/C Not Collected N/R Not Reported I/S Insufficient Sample TBD To be determined
NI Newly Identified CSI Continuing School Improvement CA Corrective Action RP Plan to Restructure R Restructure DELAY School Improvement Status HOLD School Improvement Status