



# SC Annual School Report Card Summary

Newington Elementary School  
 Dorchester 2  
 Grades: PK-5 Enrollment: 785  
 Principal: Camilla Groome  
 Superintendent: Joseph R. Pye  
 Board Chair: C. Gail Hughes

## PERFORMANCE

Comprehensive detail, including definitions of ratings, performance criteria, and explanations of status, is available on [www.ed.sc.gov](http://www.ed.sc.gov) and [www.eoc.sc.gov](http://www.eoc.sc.gov) as well as school and school district websites. Printed versions are available from school districts upon request.

YEAR	ABSOLUTE RATING	GROWTH RATING	PALMETTO GOLD AND SILVER AWARD		ESEA/FEDERAL ACCOUNTABILITY RATING SYSTEM	
			General Performance	Closing the Gap	ESEA Grade	Accountability Indicator
2013	Excellent	Good	TBD	TBD	A	Focus
2012	Excellent	Excellent	Gold	Gold	B	Focus
2011	Excellent	Excellent	Gold	N/A	Not Met	N/A

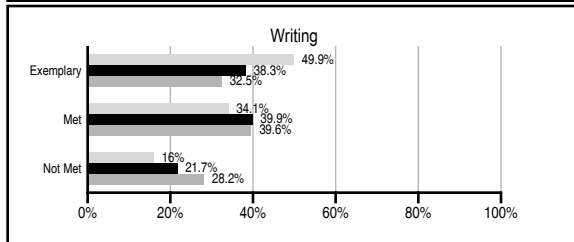
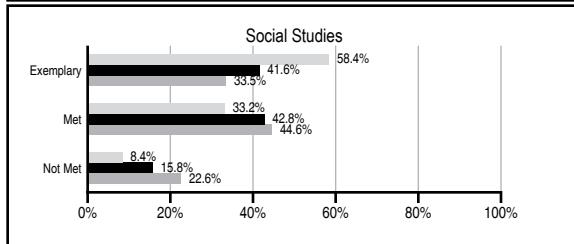
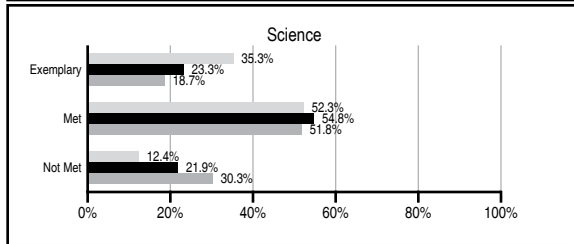
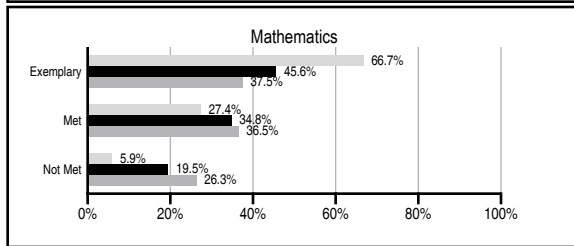
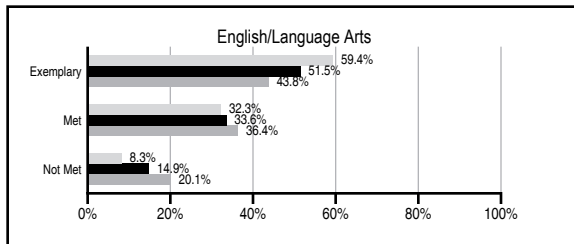
## ABSOLUTE RATINGS OF ELEMENTARY SCHOOLS WITH STUDENTS LIKE OURS\*

EXCELLENT	GOOD	AVERAGE	BELOW AVERAGE	AT-RISK
42	36	10	0	1

\* Ratings are calculated with data available by 11/07/2013. Schools with Students Like Ours are Elementary Schools with Poverty Indices of no more than 5% above or below the index for this school.

## PASS PERFORMANCE

Our School Elementary Schools with Students Like Ours Elementary schools statewide



## NAEP PERFORMANCE\*

\* Performance reported for SC and nation, data not available at school level. Percentages at NAEP Achievement Levels.



## SC PERFORMANCE VISION

By 2020 all students will graduate with the knowledge and skills necessary to compete successfully in the global economy, participate in a democratic society and contribute positively as members of families and communities.

### Abbreviations Key

N/A Not Applicable N/AV Not Available N/C Not Collected N/R Not Reported I/S Insufficient Sample TBD To be determined

# Newington Elementary School [Dorchester 2]

## SCHOOL PROFILE

	Our School	Change from Last Year	Elementary Schools with Students Like Ours	Median Elementary School
<b>Students (n=785)</b>				
Retention rate	1.2%	No Change	0.8%	0.9%
Attendance rate	96.0%	Down from 96.6%	96.4%	96.3%
Served by gifted and talented program	10.7%	N/A	9.7%	7.2%
With disabilities	12.8%	N/A	11.6%	12.4%
Older than usual for grade	1.5%	N/A	1.4%	1.9%
Out-of-school suspensions or expulsions for violent and/or criminal offenses	0.4%	Up from 0.1%	0.0%	0.0%
<b>Teachers (n=52)</b>				
Teachers with advanced degrees	53.8%	Up from 50.9%	65.1%	62.5%
Continuing contract teachers	84.6%	Up from 79.2%	86.8%	83.3%
Teachers returning from previous year	87.0%	Down from 89.6%	89.7%	88.3%
Teacher attendance rate	94.8%	Down from 95.1%	95.1%	95.0%
Average teacher salary*	\$46,184	Up 3.5%	\$49,585	\$48,193
Classes not taught by highly qualified teachers	0.0%	No Change	0.0%	0.0%
Professional development days/teacher	13.9 days	Down from 15.3 days	12.0 days	11.0 days
<b>School</b>				
Principal's years at school	13.0	Up from 12.0	6.0	4.0
Student-teacher ratio in core subjects	18.7 to 1	Down from 19.0 to 1	20.8 to 1	20.1 to 1
Prime instructional time	88.4%	Down from 89.8%	90.4%	90.0%
Opportunities in the arts	Good	No Change	Good	Good
SACS accreditation	Yes	No Change	Yes	Yes
Parents attending conferences	100.0%	No Change	100.0%	100.0%
Character development program	Excellent	No Change	Excellent	Excellent
Dollars spent per pupil**	\$7,485	Up 6.4%	\$6,964	\$7,364
Percent of expenditures for instruction**	61.0%	Down from 61.3%	69.0%	68.0%
Percent of expenditures for teacher salaries**	59.0%	Down from 60.2%	67.0%	66.0%
ESEA composite index score	95.1	Up from 89.1	90.9	88.0

\* Length of contract = 185+ days.

\*\* Prior year audited financial data available.

## EVALUATION RESULTS

	Teachers	Students*	Parents*
Number of surveys returned	59	118	66
Percent satisfied with learning environment	96.6%	88.1%	93.9%
Percent satisfied with social and physical environment	98.3%	87.2%	93.9%
Percent satisfied with school-home relations	94.9%	92.3%	91.1%

\*Only students at the highest elementary school grade level at this school and their parents were included.

## REPORT OF PRINCIPAL AND SCHOOL IMPROVEMENT COUNCIL

It was another successful year for our boys, girls, and staff at Newington. We enjoyed learning and growing as "Lowcountry Leaders" while implementing the Leader in Me program for our second year. The students entered the school differently in August. They were more self-confident and eager to step up as leaders. We believe that is because they understood the 7 Habits of Highly Effective People and were applying the habits to their lives and relationships. We hardly missed a beat getting started back in the new school year. And what a year it has been! The year was filled with the fun of learning and leading. Lessons were creative and engaging and students demonstrated their ability to lead in classroom and club opportunities. Our student leaders contributed to the Palmetto House, the American Cancer Society, The ARK of Summerville, the SPCA, and Jump Rope for Heart, to name a few. We celebrated positive behavior through Peace Flag celebrations that included school wide BINGO, hallway dances, and wearing PJs to school. In November, we recognized our PASS Royal Court by 'crowning' our students who scored the highest on any area of the 2012 PASS test. In addition, we enjoyed musical club performances; we hosted the 11th annual Dolphin Run; and we welcomed visitors from around the state who attended our 2nd Leadership Day in February. A team from AdvancEd, formerly the Southern Association of Colleges and Schools, visited our school in February and granted the district accreditation at the conclusion of their visit.

Instructionally, we began the implementation of the Common Core State Standards, a very rigorous curriculum; participated in benchmark testing; and debriefed about the data. The data was used to plan for differentiated lessons that would challenge each child based on his or her personal performance, and we celebrated positive student gains. As a result, we continue to be blessed with success. The 2012 Palmetto Assessment of State Standards reflected gains and earned Newington another "Excellent" report card from the State Department of Education, as well as the Palmetto Gold Award for Student Achievement and the Palmetto Gold Award for Closing the Achievement Gap. We are extremely proud of the accomplishments of our students, staff and families as we work together to provide our children with the best educational experience possible. In addition to school wide successes, individual students were winners in essay contests; class and school spelling bees; athletic challenges; and school, district and state PTA Reflections contests. We ended the year by celebrating our Silver and Gold Honor Roll students (all A's for 3 or 4 quarters), our kindergarten graduation, our Reading Counts Reading Carnival and our 5th Grade Celebration.

As you can see, it was another wonderful year for our Newington family. Students and staff modeled self-leadership while living the 7 Habits. We are already engaged in planning the 2013-2014 school year and look forward to our journey together. Our challenges include maintaining our Excellent report card rating, achieving AYP status, and continuing to close the achievement gap among student groups. We will address these challenges through our Title I program, extended day tutoring, differentiated instruction and professional development. We remain committed to touching the heart and mind of every learner-leader in our school. Cammy Groome, Principal Catherine Oliver, SIC Chairperson

Comprehensive detail, including definitions of ratings, performance criteria, and explanations of status, is available on [www.ed.sc.gov](http://www.ed.sc.gov) and [www.eoc.sc.gov](http://www.eoc.sc.gov) as well as school and school district websites.

Printed versions are available from school districts upon request.

### Abbreviations Key

N/A Not Applicable N/AV Not Available N/C Not Collected N/R Not Reported I/S Insufficient Sample TBD To be determined  
NI Newly Identified CSI Continuing School Improvement CA Corrective Action RP Plan to Restructure R Restructure DELAY School Improvement Status HOLD School Improvement Status