



SC Annual School Report Card Summary

Spann Elementary School
 Dorchester 2
 Grades: PK-5 Enrollment: 789
 Principal: Shane Sanford
 Superintendent: Joseph R. Pye
 Board Chair: C. Gail Hughes

PERFORMANCE

Comprehensive detail, including definitions of ratings, performance criteria, and explanations of status, is available on www.ed.sc.gov and www.eoc.sc.gov as well as school and school district websites. Printed versions are available from school districts upon request.

YEAR	ABSOLUTE RATING	GROWTH RATING	PALMETTO GOLD AND SILVER AWARD		ESEA/FEDERAL ACCOUNTABILITY RATING SYSTEM	
			General Performance	Closing the Gap	ESEA Grade	Accountability Indicator
2013	Excellent	Good	TBD	TBD	B	Reward
2012	Excellent	Excellent	Gold	Gold	A	N/A
2011	Excellent	Excellent	Gold	Silver	Met	N/A

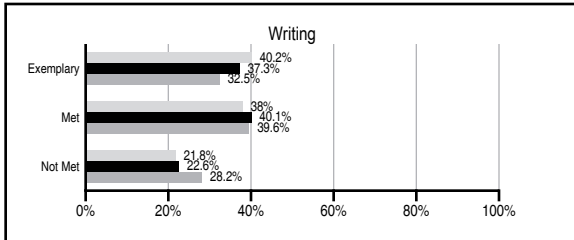
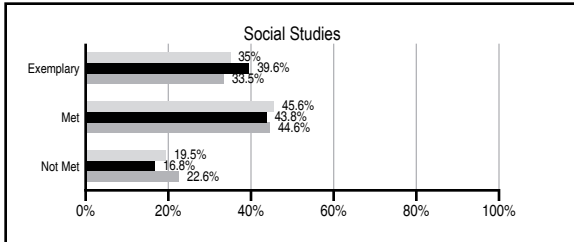
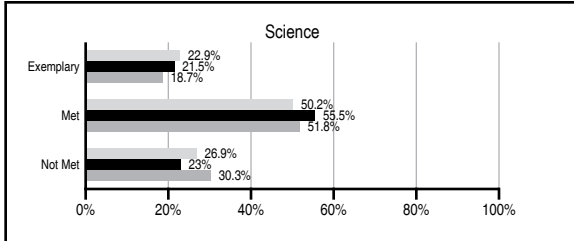
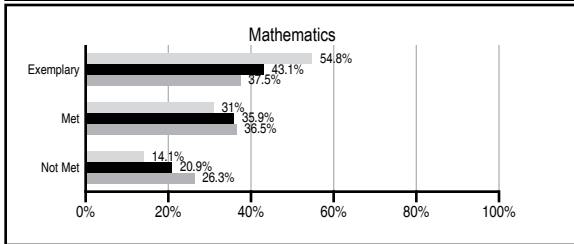
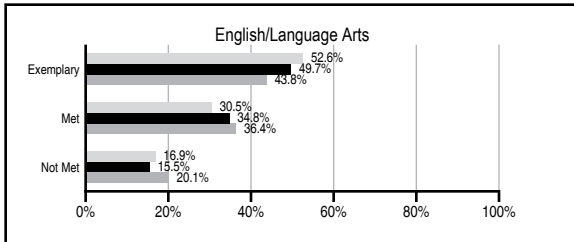
ABSOLUTE RATINGS OF ELEMENTARY SCHOOLS WITH STUDENTS LIKE OURS*

EXCELLENT	GOOD	AVERAGE	BELOW AVERAGE	AT-RISK
41	38	23	0	1

* Ratings are calculated with data available by 11/07/2013. Schools with Students Like Ours are Elementary Schools with Poverty Indices of no more than 5% above or below the index for this school.

PASS PERFORMANCE

Our School
 Elementary Schools with Students Like Ours
 Elementary schools statewide



NAEP PERFORMANCE*

* Performance reported for SC and nation, data not available at school level. Percentages at NAEP Achievement Levels.



SC PERFORMANCE VISION

By 2020 all students will graduate with the knowledge and skills necessary to compete successfully in the global economy, participate in a democratic society and contribute positively as members of families and communities.

Abbreviations Key

N/A Not Applicable N/AV Not Available N/C Not Collected N/R Not Reported I/S Insufficient Sample TBD To be determined

Spann Elementary School [Dorchester 2]

SCHOOL PROFILE

	Our School	Change from Last Year	Elementary Schools with Students Like Ours	Median Elementary School
Students (n=789)				
Retention rate	0.6%	Down from 0.9%	1.0%	0.9%
Attendance rate	96.5%	Down from 96.9%	96.3%	96.3%
Served by gifted and talented program	6.7%	N/A	9.5%	7.2%
With disabilities	13.8%	N/A	12.3%	12.4%
Older than usual for grade	1.4%	N/A	1.7%	1.9%
Out-of-school suspensions or expulsions for violent and/or criminal offenses	0.4%	Up from 0.1%	0.0%	0.0%
Teachers (n=56)				
Teachers with advanced degrees	58.9%	Down from 60.3%	64.1%	62.5%
Continuing contract teachers	92.9%	Up from 91.4%	86.8%	83.3%
Teachers returning from previous year	94.5%	Up from 93.5%	89.2%	88.3%
Teacher attendance rate	94.3%	Down from 95.3%	95.0%	95.0%
Average teacher salary*	\$50,410	Up 2.7%	\$49,228	\$48,193
Classes not taught by highly qualified teachers	0.0%	No Change	0.0%	0.0%
Professional development days/teacher	15.4 days	Up from 14.5 days	11.7 days	11.0 days
School				
Principal's years at school	2.0	Up from 1.0	5.5	4.0
Student-teacher ratio in core subjects	18.8 to 1	Up from 17.8 to 1	20.7 to 1	20.1 to 1
Prime instructional time	88.8%	Down from 90.1%	90.2%	90.0%
Opportunities in the arts	Good	No Change	Good	Good
SACS accreditation	Yes	No Change	Yes	Yes
Parents attending conferences	100.0%	Up from 99.8%	100.0%	100.0%
Character development program	Excellent	No Change	Excellent	Excellent
Dollars spent per pupil**	\$7,796	Up 11.8%	\$6,986	\$7,364
Percent of expenditures for instruction**	69.0%	Down from 69.7%	68.0%	68.0%
Percent of expenditures for teacher salaries**	67.0%	Down from 68.2%	66.0%	66.0%
ESEA composite index score	84.3	Down from 97.6	90.0	88.0

* Length of contract = 185+ days.

** Prior year audited financial data available.

EVALUATION RESULTS

	Teachers	Students*	Parents*
Number of surveys returned	66	135	68
Percent satisfied with learning environment	95.4%	89.7%	94.1%
Percent satisfied with social and physical environment	92.4%	84.2%	92.6%
Percent satisfied with school-home relations	81.8%	90.4%	86.6%

*Only students at the highest elementary school grade level at this school and their parents were included.

REPORT OF PRINCIPAL AND SCHOOL IMPROVEMENT COUNCIL

The 2012-13 school year at Spann Elementary School was another banner year in our "Habitat for Learning." We kicked off the year with our new school vision statement: "Spann Elementary desires to prepare all students for the world by valuing diversity, opening their minds through innovation, and encouraging them to be lifelong learners in the global community." This new global-centered vision encouraged our staff and students to explore the world through world themed projects, world questions of the week, and globally focused student clubs. Our district strives to be a "World Class" district. Spann Elementary wants to join this effort and become a "World Class" school.

In the spirit of innovation, our school and district began the implementation of Common Core State Standards, implemented new universal screener tests such as AIMS Web, and frequently debriefed about the data. This hard work by students and staff paid off with success. Our performance on the PASS tests earned us yet again an Excellent absolute rating and Excellent growth rating on the state report card. In addition, we were awarded the Palmetto Gold Award for Student Achievement and the Palmetto Gold Award for Closing the Achievement Gap. Students who scored highest in any area on the PASS test and who scored exemplary were recognized in February during a red carpet Celebration of Excellence.

To make our high levels of success possible, Spann increased academic and behavioral interventions for all students. Through the use of student data and the Student Support Team, students who required additional support were offered a variety of interventions. Behaviorally and socially, we added a Check In/Check Out program for students in need of daily behavioral support and a Panda Mentor program so that all of our students could be provided with an adult advocate in the school.

Spann also worked to continue to improve school culture, climate, and relationships. Staff members engaged in cross-grade level World groups in which they worked together as a team to accomplish goals for the school. PTA and Title I worked in conjunction to offer family-centered events and programs such as Family Literacy Night and Reading Prize Patrol. We held our first annual school Reading Carnival which encouraged students to meet reading goals through the Reading Counts Program.

Even with the continued success and Excellent ratings, Spann still has room to improve. We want to increase our performance on district and state assessments. Full implementation of Common Core will be a challenge and will require ongoing professional development. Finally, a re-culturing of our PBIS program will be needed to further decrease school and bus discipline referrals. The Spann school family of parents, students, staff, and the community will work tirelessly to assure the continued success of our Pandas next school year!

Mr. Shane Sanford, Principal ☐ Mrs. Anita Jackson, SIC Chairperson

Comprehensive detail, including definitions of ratings, performance criteria, and explanations of status, is available on www.ed.sc.gov and www.eoc.sc.gov as well as school and school district websites.

Printed versions are available from school districts upon request.

Abbreviations Key

N/A Not Applicable N/AV Not Available N/C Not Collected N/R Not Reported I/S Insufficient Sample TBD To be determined

NI Newly Identified CSI Continuing School Improvement CA Corrective Action RP Plan to Restructure R Restructure DELAY School Improvement Status HOLD School Improvement Status