



SC Annual School Report Card Summary

Summerville Elementary School
 Dorchester 2
 Grades: PK-5 Enrollment: 743
 Principal: Lori Dibble
 Superintendent: Joseph R. Pye
 Board Chair: C. Gail Hughes

PERFORMANCE

Comprehensive detail, including definitions of ratings, performance criteria, and explanations of status, is available on www.ed.sc.gov and www.eoc.sc.gov as well as school and school district websites. Printed versions are available from school districts upon request.

YEAR	ABSOLUTE RATING	GROWTH RATING	PALMETTO GOLD AND SILVER AWARD		ESEA/FEDERAL ACCOUNTABILITY RATING SYSTEM	
			General Performance	Closing the Gap	ESEA Grade	Accountability Indicator
2013	Excellent	Excellent	TBD	TBD	A	Focus
2012	Excellent	Good	Gold	N/A	A	Focus
2011	Good	Average	Silver	N/A	Not Met	N/A

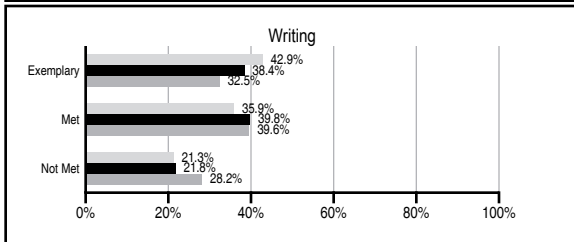
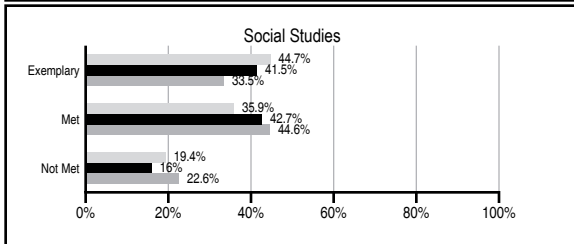
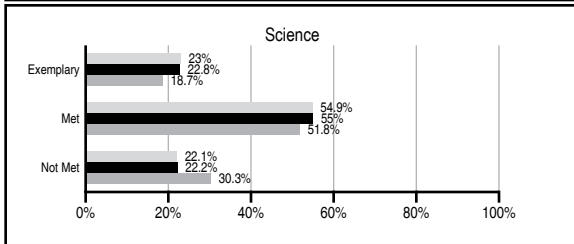
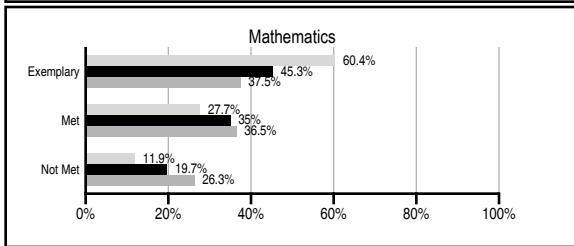
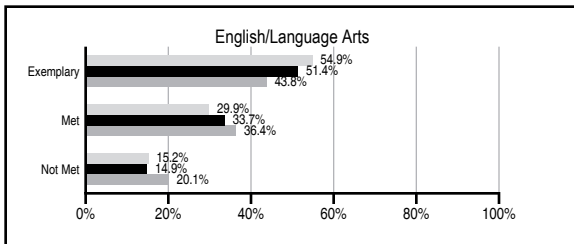
ABSOLUTE RATINGS OF ELEMENTARY SCHOOLS WITH STUDENTS LIKE OURS*

EXCELLENT	GOOD	AVERAGE	BELOW AVERAGE	AT-RISK
41	37	10	0	1

* Ratings are calculated with data available by 11/07/2013. Schools with Students Like Ours are Elementary Schools with Poverty Indices of no more than 5% above or below the index for this school.

PASS PERFORMANCE

Our School Elementary Schools with Students Like Ours Elementary schools statewide



NAEP PERFORMANCE*

* Performance reported for SC and nation, data not available at school level. Percentages at NAEP Achievement Levels.



SC PERFORMANCE VISION

By 2020 all students will graduate with the knowledge and skills necessary to compete successfully in the global economy, participate in a democratic society and contribute positively as members of families and communities.

Abbreviations Key

N/A Not Applicable N/AV Not Available N/C Not Collected N/R Not Reported I/S Insufficient Sample TBD To be determined

Summerville Elementary School [Dorchester 2]

SCHOOL PROFILE

	Our School	Change from Last Year	Elementary Schools with Students Like Ours	Median Elementary School
Students (n=743)				
Retention rate	0.9%	Up from 0.4%	0.9%	0.9%
Attendance rate	95.7%	Down from 96.3%	96.4%	96.3%
Served by gifted and talented program	10.3%	N/A	9.9%	7.2%
With disabilities	14.7%	N/A	11.7%	12.4%
Older than usual for grade	1.4%	N/A	1.4%	1.9%
Out-of-school suspensions or expulsions for violent and/or criminal offenses	0.1%	Up from 0.0%	0.0%	0.0%
Teachers (n=53)				
Teachers with advanced degrees	75.5%	Up from 72.2%	64.4%	62.5%
Continuing contract teachers	86.8%	Down from 90.7%	86.7%	83.3%
Teachers returning from previous year	88.4%	Up from 85.4%	89.7%	88.3%
Teacher attendance rate	93.7%	Down from 94.9%	95.0%	95.0%
Average teacher salary*	\$50,329	Up 0.8%	\$49,290	\$48,193
Classes not taught by highly qualified teachers	1.9%	Up from 0.0%	0.0%	0.0%
Professional development days/teacher	10.5 days	Up from 9.1 days	12.1 days	11.0 days
School				
Principal's years at school	4.0	Up from 3.0	5.0	4.0
Student-teacher ratio in core subjects	17.6 to 1	Down from 18.2 to 1	20.8 to 1	20.1 to 1
Prime instructional time	88.1%	Down from 90.6%	90.3%	90.0%
Opportunities in the arts	Good	No Change	Good	Good
SACS accreditation	Yes	No Change	Yes	Yes
Parents attending conferences	100.0%	No Change	100.0%	100.0%
Character development program	Excellent	No Change	Excellent	Excellent
Dollars spent per pupil**	\$7,732	Up 9.3%	\$7,006	\$7,364
Percent of expenditures for instruction**	64.0%	Down from 67.5%	69.0%	68.0%
Percent of expenditures for teacher salaries**	63.0%	Down from 66.5%	67.0%	66.0%
ESEA composite index score	95.9	Up from 92.4	90.9	88.0

* Length of contract = 185+ days.

** Prior year audited financial data available.

EVALUATION RESULTS

	Teachers	Students*	Parents*
Number of surveys returned	56	119	42
Percent satisfied with learning environment	92.9%	90.8%	95.2%
Percent satisfied with social and physical environment	94.6%	82.8%	97.7%
Percent satisfied with school-home relations	96.3%	85.6%	90.9%

*Only students at the highest elementary school grade level at this school and their parents were included.

REPORT OF PRINCIPAL AND SCHOOL IMPROVEMENT COUNCIL

Summerville Elementary School, "Where Leadership is an Art", is a neighborhood school nestled within the heart of Summerville. Our mission is to lead the way every learner every day, with rigor, relevance, and relationships. Our goal is to create leaders of self by teaching skills of self-discipline, self-awareness, and self-confidence. We are proud to have been named the 25th Lighthouse School in the world through The Leader in Me program.

We celebrate the growth we have seen in our school this past year. SES received the Palmetto Silver Award for student improvement. Our teachers were engaged in monthly debriefings to analyze student data in order to improve instruction and meet the diverse needs of our learners. Every one of our students, 4K – 5th grade, have their own data notebooks where they set personal and academic goals and track their progress throughout the year. These notebooks are used during student-led conferences with parents and peers. At our annual Parent Information Night, teachers share our school goals and classroom goals with parents to ensure a successful year. Students are involved in leadership roles for parent nights, PTA meetings, Arts Festival, Leadership Day, Award Ceremonies and various family nights.

We attribute our successes to our dedicated students, teachers, parents, and community. We are fortunate to have a deeply involved business community that supports our efforts inside the classroom by offering their time and expertise to co-teach lessons with teachers. This Adopt-a-Teacher model allows our students to experience life skills through the eyes of professionals in the field. They are truly impacting a generation of learners at SES.

Our systematic approach to interventions allowed us to offer instructional support to our students in kindergarten through fifth grades in the area of reading and literacy. We successfully incorporated an Accelerated First concept this year, providing an environment that immerses our at-risk learners in literature. Students participating in these programs showed a year's growth in their reading level. We also utilized a Math and Science coach to work with teachers on standards alignment and curriculum development. We are proud to recognize our Robotics team, which placed first in the state for Presentation.

Our day begins with students presenting the news and ends with them giving the afternoon announcements. They are involved in decision-making that includes participation in interviews for potential teacher candidates. We are committed to keeping our students at the centerpoint of everything we do. We set our yearly goals that include plans to benefit each and every child that we are honored to teach and mold for our future workforce.

Lori Dibble, Principal; Kathy Green and Tammie Golden, SIC Co-chairs

Comprehensive detail, including definitions of ratings, performance criteria, and explanations of status, is available on www.ed.sc.gov and www.eoc.sc.gov as well as school and school district websites.

Printed versions are available from school districts upon request.

Abbreviations Key

N/A Not Applicable N/AV Not Available N/C Not Collected N/R Not Reported I/S Insufficient Sample TBD To be determined
 NI Newly Identified CSI Continuing School Improvement CA Corrective Action RP Plan to Restructure R Restructure DELAY School Improvement Status HOLD School Improvement Status