



# SC Annual School Report Card Summary

Knightsville Elementary School  
 Dorchester 2  
 Grades: PK-5 Enrollment: 1,140  
 Principal: Dr. Wally Baird  
 Superintendent: Joseph R. Pye  
 Board Chair: C. Gail Hughes

## PERFORMANCE

Comprehensive detail, including definitions of ratings, performance criteria, and explanations of status, is available on [www.ed.sc.gov](http://www.ed.sc.gov) and [www.eoc.sc.gov](http://www.eoc.sc.gov) as well as school and school district websites. Printed versions are available from school districts upon request.

YEAR	ABSOLUTE RATING	GROWTH RATING	PALMETTO GOLD AND SILVER AWARD		ESEA/FEDERAL ACCOUNTABILITY RATING SYSTEM	
			General Performance	Closing the Gap	ESEA Grade	Accountability Indicator
2013	Excellent	Good	TBD	TBD	B	N/A
2012	Excellent	Excellent	Gold	Gold	B	N/A
2011	Excellent	Good	Gold	Gold	Met	CA-DELAY

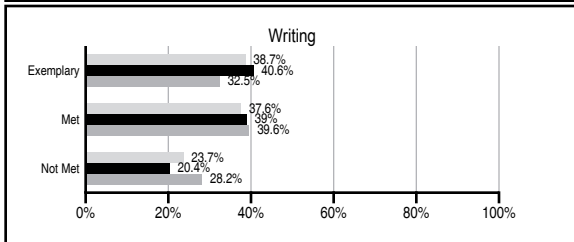
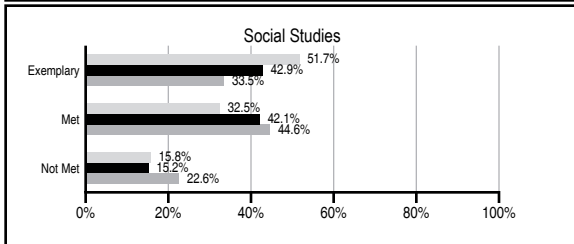
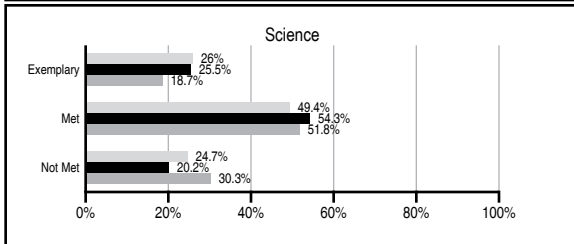
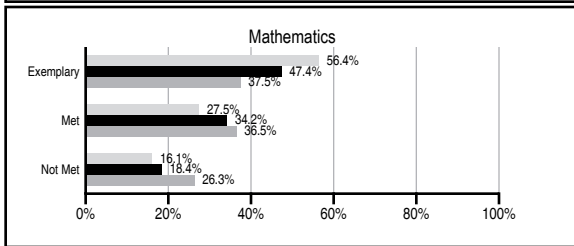
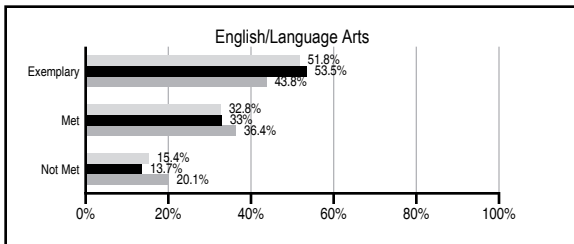
## ABSOLUTE RATINGS OF ELEMENTARY SCHOOLS WITH STUDENTS LIKE OURS\*

EXCELLENT	GOOD	AVERAGE	BELOW AVERAGE	AT-RISK
41	20	4	1	0

\* Ratings are calculated with data available by 11/07/2013. Schools with Students Like Ours are Elementary Schools with Poverty Indices of no more than 5% above or below the index for this school.

## PASS PERFORMANCE

Our School
  Elementary Schools with Students Like Ours
  Elementary schools statewide



## NAEP PERFORMANCE\*

\* Performance reported for SC and nation, data not available at school level. Percentages at NAEP Achievement Levels.



## SC PERFORMANCE VISION

*By 2020 all students will graduate with the knowledge and skills necessary to compete successfully in the global economy, participate in a democratic society and contribute positively as members of families and communities.*

### Abbreviations Key

N/A Not Applicable N/AV Not Available N/C Not Collected N/R Not Reported I/S Insufficient Sample TBD To be determined

# Knightsville Elementary School [Dorchester 2]

## SCHOOL PROFILE

	Our School	Change from Last Year	Elementary Schools with Students Like Ours	Median Elementary School
<b>Students (n=1,140)</b>				
Retention rate	0.4%	Down from 0.6%	0.9%	0.9%
Attendance rate	96.1%	Down from 96.4%	96.7%	96.3%
Served by gifted and talented program	7.6%	N/A	10.6%	7.2%
With disabilities	11.6%	N/A	11.3%	12.4%
Older than usual for grade	1.7%	N/A	1.4%	1.9%
Out-of-school suspensions or expulsions for violent and/or criminal offenses	0.3%	Up from 0.1%	0.0%	0.0%
<b>Teachers (n=75)</b>				
Teachers with advanced degrees	44.0%	Down from 46.4%	63.8%	62.5%
Continuing contract teachers	73.3%	Down from 75.4%	82.4%	83.3%
Teachers returning from previous year	84.6%	Down from 85.6%	89.7%	88.3%
Teacher attendance rate	93.6%	Down from 94.5%	95.2%	95.0%
Average teacher salary*	\$45,953	Up 3.1%	\$48,945	\$48,193
Classes not taught by highly qualified teachers	0.0%	No Change	0.0%	0.0%
Professional development days/teacher	11.0 days	Up from 10.1 days	10.8 days	11.0 days
<b>School</b>				
Principal's years at school	4.0	Up from 3.0	4.0	4.0
Student-teacher ratio in core subjects	20.5 to 1	Up from 19.7 to 1	21.0 to 1	20.1 to 1
Prime instructional time	87.5%	Down from 89.3%	90.8%	90.0%
Opportunities in the arts	Good	Down from Excellent	Good	Good
SACS accreditation	Yes	No Change	Yes	Yes
Parents attending conferences	100.0%	Up from 93.0%	100.0%	100.0%
Character development program	Excellent	No Change	Excellent	Excellent
Dollars spent per pupil**	\$6,656	Up 5.8%	\$6,694	\$7,364
Percent of expenditures for instruction**	66.0%	Down from 66.8%	69.0%	68.0%
Percent of expenditures for teacher salaries**	64.0%	Down from 65.6%	67.0%	66.0%
ESEA composite index score	89.3	Up from 86.9	91.7	88.0

\* Length of contract = 185+ days.

\*\* Prior year audited financial data available.

## EVALUATION RESULTS

	Teachers	Students*	Parents*
Number of surveys returned	85	143	66
Percent satisfied with learning environment	96.5%	88.9%	97%
Percent satisfied with social and physical environment	94.2%	82.4%	91%
Percent satisfied with school-home relations	96.5%	91.4%	92.5%

\*Only students at the highest elementary school grade level at this school and their parents were included.

## REPORT OF PRINCIPAL AND SCHOOL IMPROVEMENT COUNCIL

Knightsville Elementary School will continue on the road to excellence! Excellence is our standard, and our children will continue to surpass it. Our school is the home to over 1,100 jamming jaguars with a world class faculty and staff. Over the last two years, KES has shown significant academic gains and continues to move toward even greater success.

As part of a high performing school district, Knightsville Elementary School is dedicated to maintaining high expectations with rigor and relevance while supporting strong relationships among the students and school community. This school year has proven to be a banner year for KES. Our school received the South Carolina Palmetto Gold Award for academic achievement, as well as, the South Carolina Palmetto Gold Award for Closing the Achievement Gap. Both of these prestigious awards recognize our school's academic achievement and commitment and student success. We are extremely proud of our students, teachers, and parents as they have worked diligently to ensure social, emotional, and academic successes for all of our students.

Knightsville Elementary School's mission, vision, beliefs, and goals are summarized using three simple words: love, learn, lead. It is our desire to create an environment where the adults in the school love children, teach the children to love themselves, and teach our children to love others. The environment includes high standards and expectations for learning. Our children are expected to learn during every minute of the day. We want the stakeholders at Knightsville Elementary School to be leaders of themselves, others, the community, and the world.

Children at Knightsville Elementary School not only achieve high academic success, but they receive strategic instruction on core lifelong guidelines building character and citizenship. Our Positive Behavior Interventions and Support (PBIS) focuses on our ROAR Procedures – Respect, Order, Achievement/Attitude, and Responsibility. You will find this as an overall theme when you visit our school. We have implemented numerous interventions and support services that enable all our children to find success each day.

Our Knightsville Elementary School families, teachers, and community partners are a driving force behind our school's successes. Through our Parent Center, PTA, the School Improvement Council, and Title I programs the school's stakeholders participate in numerous events to meet the needs of all students.

We are very proud of all the wonderful successes, and we are committed to achieving greater results in the years ahead. Keep ROARing!

Dr. Wally Baird, Principal and Kerry Contrerez, SIC Chairperson

Comprehensive detail, including definitions of ratings, performance criteria, and explanations of status, is available on [www.ed.sc.gov](http://www.ed.sc.gov) and [www.eoc.sc.gov](http://www.eoc.sc.gov) as well as school and school district websites.

Printed versions are available from school districts upon request.

### Abbreviations Key

N/A Not Applicable N/AV Not Available N/C Not Collected N/R Not Reported I/S Insufficient Sample TBD To be determined

NI Newly Identified CSI Continuing School Improvement CA Corrective Action RP Plan to Restructure R Restructure DELAY School Improvement Status HOLD School Improvement Status