



# SC Annual School Report Card Summary

East Elementary  
 Dillon 4  
 Grades: PK-3 Enrollment: 514  
 Principal: Bobbie Walters  
 Superintendent: D. Ray Rogers  
 Board Chair: Fitzgerald Lytch

## PERFORMANCE

Comprehensive detail, including definitions of ratings, performance criteria, and explanations of status, is available on [www.ed.sc.gov](http://www.ed.sc.gov) and [www.eoc.sc.gov](http://www.eoc.sc.gov) as well as school and school district websites. Printed versions are available from school districts upon request.

YEAR	ABSOLUTE RATING	GROWTH RATING	PALMETTO GOLD AND SILVER AWARD		ESEA/FEDERAL ACCOUNTABILITY RATING SYSTEM	
			General Performance	Closing the Gap	ESEA Grade	Accountability Indicator
2013	Average	Average	TBD	TBD	A	Reward
2012	Average	At-Risk	N/A	N/A	B	Reward
2011	Average	Average	N/A	Silver	Met	N/A

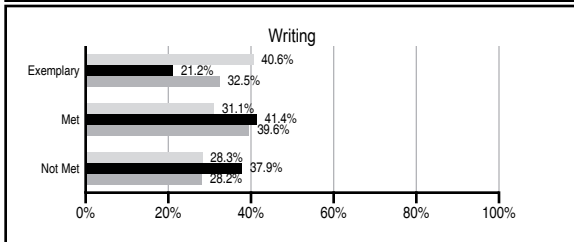
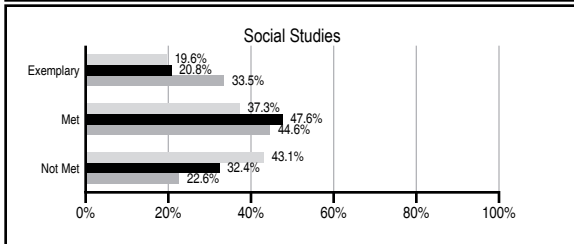
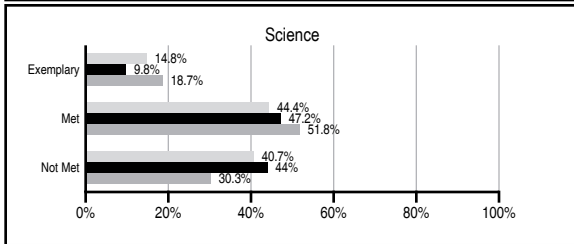
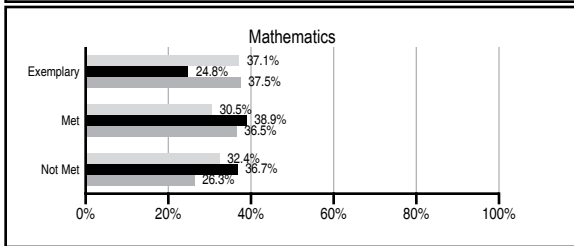
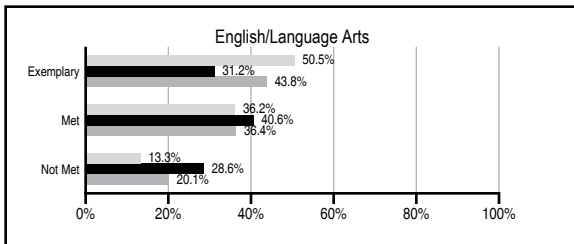
## ABSOLUTE RATINGS OF ELEMENTARY SCHOOLS WITH STUDENTS LIKE OURS\*

EXCELLENT	GOOD	AVERAGE	BELOW AVERAGE	AT-RISK
5	14	113	32	10

\* Ratings are calculated with data available by 11/07/2013. Schools with Students Like Ours are Elementary Schools with Poverty Indices of no more than 5% above or below the index for this school.

## PASS PERFORMANCE

Our School  
 Elementary Schools with Students Like Ours  
 Elementary schools statewide



## NAEP PERFORMANCE\*

\* Performance reported for SC and nation, data not available at school level. Percentages at NAEP Achievement Levels.



## SC PERFORMANCE VISION

*By 2020 all students will graduate with the knowledge and skills necessary to compete successfully in the global economy, participate in a democratic society and contribute positively as members of families and communities.*

### Abbreviations Key

N/A Not Applicable N/AV Not Available N/C Not Collected N/R Not Reported I/S Insufficient Sample TBD To be determined

# East Elementary [Dillon 4]

## SCHOOL PROFILE

	Our School	Change from Last Year	Elementary Schools with Students Like Ours	Median Elementary School
<b>Students (n=514)</b>				
Retention rate	3.7%	Down from 6.0%	1.1%	0.9%
Attendance rate	96.6%	Down from 96.9%	95.9%	96.3%
Served by gifted and talented program	0.7%	N/A	3.7%	7.2%
With disabilities	6.5%	N/A	13.6%	12.4%
Older than usual for grade	3.0%	N/A	2.8%	1.9%
Out-of-school suspensions or expulsions for violent and/or criminal offenses	0.0%	No Change	0.0%	0.0%
<b>Teachers (n=28)</b>				
Teachers with advanced degrees	64.3%	Up from 56.7%	60.2%	62.5%
Continuing contract teachers	82.1%	Down from 90.0%	79.8%	83.3%
Teachers returning from previous year	89.7%	Down from 92.0%	85.3%	88.3%
Teacher attendance rate	96.5%	Up from 95.6%	94.8%	95.0%
Average teacher salary*	\$44,537	Up 1.5%	\$46,424	\$48,193
Classes not taught by highly qualified teachers	0.0%	No Change	0.0%	0.0%
Professional development days/teacher	12.1 days	Up from 7.8 days	10.6 days	11.0 days
<b>School</b>				
Principal's years at school	5.0	Up from 4.0	3.0	4.0
Student-teacher ratio in core subjects	23.0 to 1	Down from 23.9 to 1	18.8 to 1	20.1 to 1
Prime instructional time	93.2%	Up from 92.7%	89.5%	90.0%
Opportunities in the arts	Good	No Change	Good	Good
SACS accreditation	Yes	No Change	Yes	Yes
Parents attending conferences	100.0%	Up from 98.2%	100.0%	100.0%
Character development program	Good	No Change	Excellent	Excellent
Dollars spent per pupil**	\$4,905	Up 0.3%	\$7,771	\$7,364
Percent of expenditures for instruction**	76.0%	Up from 75.9%	68.0%	68.0%
Percent of expenditures for teacher salaries**	71.0%	Down from 73.3%	64.5%	66.0%
ESEA composite index score	90.2	Up from 85.0	72.9	88.0

\* Length of contract = 185+ days.

\*\* Prior year audited financial data available.

## EVALUATION RESULTS

	Teachers	Students*	Parents*
Number of surveys returned	31	80	68
Percent satisfied with learning environment	96.8%	96.3%	88.2%
Percent satisfied with social and physical environment	100%	91.3%	82.3%
Percent satisfied with school-home relations	96.7%	91.4%	83.8%

\*Only students at the highest elementary school grade level at this school and their parents were included.

## REPORT OF PRINCIPAL AND SCHOOL IMPROVEMENT COUNCIL

### REPORT OF PRINCIPAL AND SCHOOL IMPROVEMENT COUNCIL

East Elementary School, a fully accredited institution by the Southern Association of College and Schools (SACS), strives to develop lifelong learners while also helping them grow socially and emotionally. We are a Title One school, due to the large number of students receiving free or reduced lunch, serving approximately 600 students in pre-kindergarten through third grade.

Throughout the 2012-2013 school year our dedicated teachers have received professional development in the Common Core State Standards. The teachers are working diligently to create and implement strategies to ensure our students can compete in other states and will be college and career ready upon graduation from high school. Teachers meet weekly to discuss academic successes and to improve upon instructional activities as identified by classroom and district data analysis.

Students that are identified as at-risk in reading have been given extra help this year through a Title 1 interventionist. This interventionist has worked with first, second, and third grade students to scaffold the learning. This has helped many of these students reach grade level success.

Technology is integrated and all teachers and students have access to interactive Promethean Boards, student laptops, and IPAD tablets. Activotes and ActivExpressions have been added to provide immediate results for small group, whole group, and independent activities. Teachers participate in a minimum of 6 hours of technology training throughout the school year and must take a technology proficiency test every five years.

Parent involvement is encouraged at East Elementary. We have an active PTO that works tirelessly with fundraisers to provide incentives for students and teachers, playground equipment, physical education equipment, etc. Our elected School Improvement Council offers suggestions and guidance for planning throughout the year. The Title 1 Annual Meeting and quarterly programs offer parents the opportunity to learn about our school wide program and allow parents to voice their suggestions for East Elementary. Parents have been invited to have breakfast with their children as well.

Quarterly awards programs showcase students' academic achievements, citizenship and perfect attendance. The community is involved in recognizing this performance. The following community clubs and businesses support our school: Woodman of the World, Burger King, Kiwanis Club, The First Baptist Church of Dillon and Zaxby's.

Bobbie Walters, Principal Kelly Cox, SIC Chair

Comprehensive detail, including definitions of ratings, performance criteria, and explanations of status, is available on [www.ed.sc.gov](http://www.ed.sc.gov) and [www.eoc.sc.gov](http://www.eoc.sc.gov) as well as school and school district websites.

Printed versions are available from school districts upon request.

#### Abbreviations Key

N/A Not Applicable N/AV Not Available N/C Not Collected N/R Not Reported I/S Insufficient Sample TBD To be determined  
NI Newly Identified CSI Continuing School Improvement CA Corrective Action RP Plan to Restructure R Restructure DELAY School Improvement Status HOLD School Improvement Status