



SC Annual School Report Card Summary

Latta Elementary School
 Dillon 3
 Grades: 2-5 Enrollment: 513
 Principal: Debra P. Morris
 Superintendent: Dr. John M. Kirby, Jr.
 Board Chair: Betty Jo Johnson

PERFORMANCE

Comprehensive detail, including definitions of ratings, performance criteria, and explanations of status, is available on www.ed.sc.gov and www.eoc.sc.gov as well as school and school district websites. Printed versions are available from school districts upon request.

YEAR	ABSOLUTE RATING	GROWTH RATING	PALMETTO GOLD AND SILVER AWARD		ESEA/FEDERAL ACCOUNTABILITY RATING SYSTEM	
			General Performance	Closing the Gap	ESEA Grade	Accountability Indicator
2013	Average	Average	TBD	TBD	C	N/A
2012	Average	Average	N/A	N/A	C	N/A
2011	Average	Average	Silver	N/A	Not Met	N/A

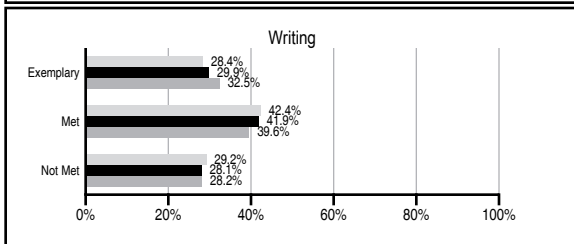
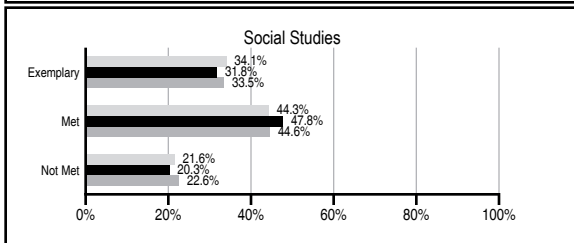
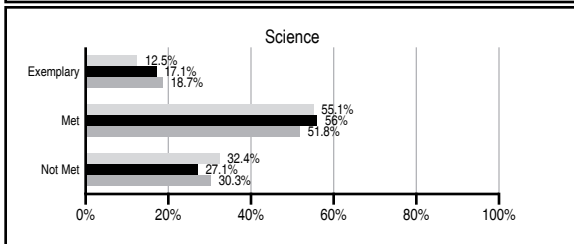
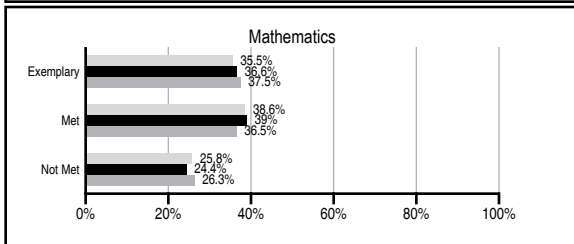
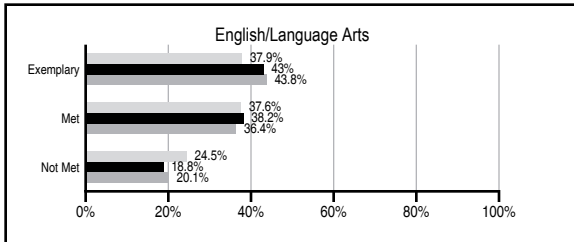
ABSOLUTE RATINGS OF ELEMENTARY SCHOOLS WITH STUDENTS LIKE OURS*

EXCELLENT	GOOD	AVERAGE	BELOW AVERAGE	AT-RISK
14	49	55	1	0

* Ratings are calculated with data available by 11/07/2013. Schools with Students Like Ours are Elementary Schools with Poverty Indices of no more than 5% above or below the index for this school.

PASS PERFORMANCE

Our School
 Elementary Schools with Students Like Ours
 Elementary schools statewide



NAEP PERFORMANCE*

* Performance reported for SC and nation, data not available at school level. Percentages at NAEP Achievement Levels.



SC PERFORMANCE VISION

By 2020 all students will graduate with the knowledge and skills necessary to compete successfully in the global economy, participate in a democratic society and contribute positively as members of families and communities.

Abbreviations Key

N/A Not Applicable N/AV Not Available N/C Not Collected N/R Not Reported I/S Insufficient Sample TBD To be determined

Latta Elementary School [Dillon 3]

SCHOOL PROFILE

	Our School	Change from Last Year	Elementary Schools with Students Like Ours	Median Elementary School
Students (n=513)				
Retention rate	0.2%	Down from 0.4%	1.2%	0.9%
Attendance rate	96.5%	Down from 96.6%	96.2%	96.3%
Served by gifted and talented program	10.1%	N/A	7.2%	7.2%
With disabilities	12.6%	N/A	14.0%	12.4%
Older than usual for grade	2.3%	N/A	2.2%	1.9%
Out-of-school suspensions or expulsions for violent and/or criminal offenses	0.0%	No Change	0.0%	0.0%
Teachers (n=28)				
Teachers with advanced degrees	57.1%	No Change	62.4%	62.5%
Continuing contract teachers	82.1%	Down from 89.3%	85.5%	83.3%
Teachers returning from previous year	88.5%	Down from 92.6%	89.4%	88.3%
Teacher attendance rate	96.0%	Down from 96.2%	94.7%	95.0%
Average teacher salary*	\$41,146	Up 0.3%	\$48,768	\$48,193
Classes not taught by highly qualified teachers	0.0%	No Change	0.0%	0.0%
Professional development days/teacher	0.6 days	Down from 11.9 days	11.2 days	11.0 days
School				
Principal's years at school	9.0	Up from 8.0	5.0	4.0
Student-teacher ratio in core subjects	23.7 to 1	Up from 23.6 to 1	20.1 to 1	20.1 to 1
Prime instructional time	92.3%	Down from 92.5%	89.8%	90.0%
Opportunities in the arts	Good	No Change	Good	Good
SACS accreditation	Yes	No Change	Yes	Yes
Parents attending conferences	93.8%	Down from 97.9%	100.0%	100.0%
Character development program	Excellent	No Change	Excellent	Excellent
Dollars spent per pupil**	\$5,758	Down 5.4%	\$7,302	\$7,364
Percent of expenditures for instruction**	57.0%	Down from 58.6%	68.0%	68.0%
Percent of expenditures for teacher salaries**	54.0%	Down from 57.3%	65.0%	66.0%
ESEA composite index score	78.9	Up from 77.6	88.3	88.0

* Length of contract = 185+ days.

** Prior year audited financial data available.

EVALUATION RESULTS

	Teachers	Students*	Parents*
Number of surveys returned	23	119	98
Percent satisfied with learning environment	95.7%	87.4%	87.8%
Percent satisfied with social and physical environment	95.7%	91.6%	89.8%
Percent satisfied with school-home relations	91.3%	83.9%	89%

*Only students at the highest elementary school grade level at this school and their parents were included.

REPORT OF PRINCIPAL AND SCHOOL IMPROVEMENT COUNCIL

Serving 2nd – 5th grades Latta Elementary has a reputation throughout our area for providing a quality education for all children of our community.

Our special education program includes two resource teachers who serve students identified as having a learning disability and provide extra help to bring them up to grade level. The LES media center allows students the opportunity to conduct research and provides materials that meet the needs of every student's literacy level. Our media center is the home of our morning WVIK-News Program, anchored by 5th grade students. Technology used throughout the school includes laptops for checkout, classroom VISTA systems, LightSpeed microphones and Senteo interactive response systems. Each certified staff member is issued a laptop for instructional use. Two computer labs are available for student assessment and instructional use. Every student has supervised access to the Internet, as well as a personal email account.

A highly qualified staff constantly seeks ways to improve through workshops, research and coursework. Teachers have common planning to allow time for team data conferences, grade level and school-wide professional development. Target students are identified for remediation in areas not mastered and are provided one on one instruction on those skills by their classroom teacher. Our GT students receive instruction and complete projects to extend their learning.

Community involvement is important to us, as this is a key in developing well rounded individuals. Students and staff give freely to causes such as our PEAP (Pupils Exercising Against Poverty) Fundraiser. Our students are recognized throughout the year for good behavior, as well as their academic and artistic accomplishments.

Latta Elementary strives to fulfill its belief in the importance of providing a quality education for all children while creating a community of lifelong learners.

Debra Morris- Principal
Kelly Sellers- School Improvement Council Chairperson

Comprehensive detail, including definitions of ratings, performance criteria, and explanations of status, is available on www.ed.sc.gov and www.eoc.sc.gov as well as school and school district websites.

Printed versions are available from school districts upon request.

Abbreviations Key

N/A Not Applicable N/AV Not Available N/C Not Collected N/R Not Reported I/S Insufficient Sample TBD To be determined
NI Newly Identified CSI Continuing School Improvement CA Corrective Action RP Plan to Restructure R Restructure DELAY School Improvement Status HOLD School Improvement Status