



SC Annual School Report Card Summary

Washington Street Elementary
 Darlington County
 Grades: 1-3 Enrollment: 322
 Principal: Ms. Valerie M. Sawyer
 Superintendent: Dr. Rainey H. Knight
 Board Chair: Warren Jeffords

PERFORMANCE

Comprehensive detail, including definitions of ratings, performance criteria, and explanations of status, is available on www.ed.sc.gov and www.eoc.sc.gov as well as school and school district websites. Printed versions are available from school districts upon request.

YEAR	ABSOLUTE RATING	GROWTH RATING	PALMETTO GOLD AND SILVER AWARD		ESEA/FEDERAL ACCOUNTABILITY RATING SYSTEM	
			General Performance	Closing the Gap	ESEA Grade	Accountability Indicator
2013	Good	Average	TBD	TBD	A	Reward
2012	Good	At-Risk	N/A	N/A	A	Reward
2011	Excellent	Good	Gold	N/A	Not Met	CSI

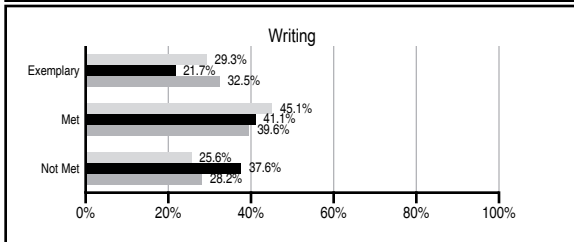
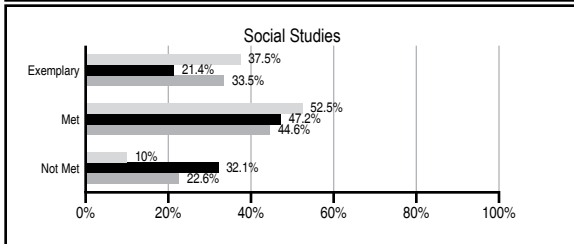
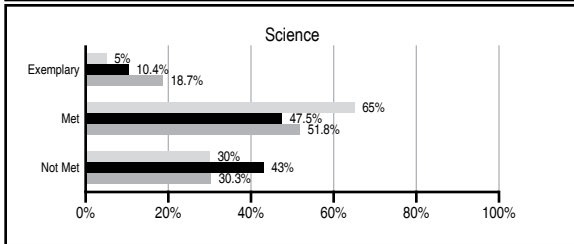
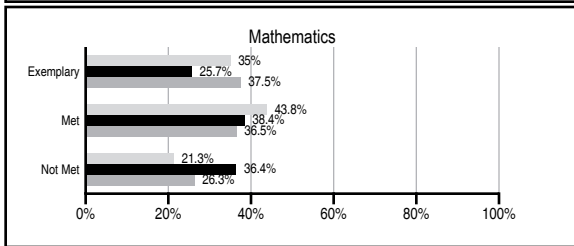
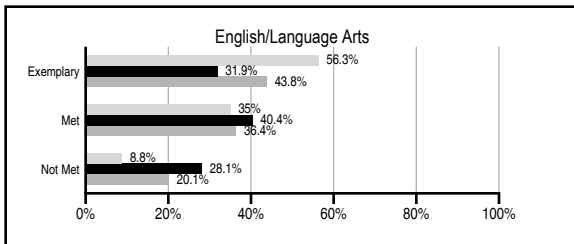
ABSOLUTE RATINGS OF ELEMENTARY SCHOOLS WITH STUDENTS LIKE OURS*

EXCELLENT	GOOD	AVERAGE	BELOW AVERAGE	AT-RISK
7	15	108	25	11

* Ratings are calculated with data available by 11/07/2013. Schools with Students Like Ours are Elementary Schools with Poverty Indices of no more than 5% above or below the index for this school.

PASS PERFORMANCE

Our School
 Elementary Schools with Students Like Ours
 Elementary schools statewide



NAEP PERFORMANCE*

* Performance reported for SC and nation, data not available at school level. Percentages at NAEP Achievement Levels.



SC PERFORMANCE VISION

By 2020 all students will graduate with the knowledge and skills necessary to compete successfully in the global economy, participate in a democratic society and contribute positively as members of families and communities.

Abbreviations Key

N/A Not Applicable N/AV Not Available N/C Not Collected N/R Not Reported I/S Insufficient Sample TBD To be determined

Washington Street Elementary [Darlington County]

SCHOOL PROFILE

	Our School	Change from Last Year	Elementary Schools with Students Like Ours	Median Elementary School
Students (n=322)				
Retention rate	6.8%	Up from 6.4%	1.1%	0.9%
Attendance rate	95.7%	Down from 95.8%	96.0%	96.3%
Served by gifted and talented program	1.2%	N/A	4.1%	7.2%
With disabilities	16.1%	N/A	13.3%	12.4%
Older than usual for grade	2.8%	N/A	2.8%	1.9%
Out-of-school suspensions or expulsions for violent and/or criminal offenses	0.0%	No Change	0.0%	0.0%
Teachers (n=21)				
Teachers with advanced degrees	66.7%	Up from 65.0%	60.0%	62.5%
Continuing contract teachers	95.2%	Up from 95.0%	80.0%	83.3%
Teachers returning from previous year	83.8%	Up from 82.6%	85.6%	88.3%
Teacher attendance rate	95.9%	Up from 95.1%	94.8%	95.0%
Average teacher salary*	\$49,803	Up 1.7%	\$46,619	\$48,193
Classes not taught by highly qualified teachers	0.0%	No Change	0.0%	0.0%
Professional development days/teacher	15.6 days	Down from 28.0 days	10.4 days	11.0 days
School				
Principal's years at school	10.0	Up from 9.0	3.0	4.0
Student-teacher ratio in core subjects	22.3 to 1	Down from 23.0 to 1	18.9 to 1	20.1 to 1
Prime instructional time	88.7%	Up from 87.5%	89.5%	90.0%
Opportunities in the arts	Good	No Change	Good	Good
SACS accreditation	Yes	No Change	Yes	Yes
Parents attending conferences	99.7%	Down from 100.0%	100.0%	100.0%
Character development program	Excellent	No Change	Excellent	Excellent
Dollars spent per pupil**	\$7,636	Up 11.4%	\$7,667	\$7,364
Percent of expenditures for instruction**	61.0%	Down from 65.4%	68.0%	68.0%
Percent of expenditures for teacher salaries**	59.0%	Down from 64.4%	65.0%	66.0%
ESEA composite index score	91.3	Down from 93.0	76.0	88.0

* Length of contract = 185+ days.

** Prior year audited financial data available.

EVALUATION RESULTS

	Teachers	Students*	Parents*
Number of surveys returned	17	78	21
Percent satisfied with learning environment	88.3%	100%	81%
Percent satisfied with social and physical environment	82.3%	98.8%	86.3%
Percent satisfied with school-home relations	75%	92.4%	90.5%

*Only students at the highest elementary school grade level at this school and their parents were included.

REPORT OF PRINCIPAL AND SCHOOL IMPROVEMENT COUNCIL

The Washington Street Elementary School motto, "We Strive for Excellence" continues to provide the motivation that our school community uses to inspire all students to achieve at higher levels. As a Title I school, located in Hartsville, SC and a part of the Darlington County School system, Washington Street's commitment to the success of all students creates the foundation for the teaching and learning that occurs in our school.

We are very proud of our achievements as a school community. Receiving a grade of "A" on our ESEA/Federal Accountability Report, as well as an overall rating of "Good" on our South Carolina State Department of Education Report Card for the 2011-2012 school year, proves that we are a school that puts students and their academic achievement first. These achievements could not have been accomplished without the dedicated focus of our staff, quality professional development, and the continued implementation of best practices in instruction in all core subject areas.

Washington Street Elementary also continues to encourage family and community involvement in our school by promoting our belief that children benefit most when all of the adults in their lives work together to ensure their academic and social achievement. By hosting a variety of family and student-centered events throughout the school year, we strive to keep our stakeholders informed of our progress and enlist our entire school community in supporting our students. Our participation in the Comer School Development Program, as sponsored by Sonoco of Hartsville, has provided our entire school community with valuable information to use in developing pathways to success and strategies for problem-solving at our school. Cooperation and commitment are the pillars that support all that we do for our students at Washington Street Elementary. We will continue to strive to promote a positive and productive learning environment that will place our students on the road to higher achievement and continued success.

Mrs. Letitia Wingate-McLeod, School Improvement Council Chairman

Ms. Valerie M. Sawyer, Principal

Comprehensive detail, including definitions of ratings, performance criteria, and explanations of status, is available on www.ed.sc.gov and www.eoc.sc.gov as well as school and school district websites.

Printed versions are available from school districts upon request.

Abbreviations Key

N/A Not Applicable N/AV Not Available N/C Not Collected N/R Not Reported I/S Insufficient Sample TBD To be determined

NI Newly Identified CSI Continuing School Improvement CA Corrective Action RP Plan to Restructure R Restructure DELAY School Improvement Status HOLD School Improvement Status