



# SC Annual School Report Card Summary

**Brunson-Dargan Elementary School**  
**Darlington County**  
**Grades: 3-5**      **Enrollment: 222**  
**Principal: Ada O. Sindab**  
**Superintendent: Dr. Rainey H. Knight**  
**Board Chair: Warren Jeffords**

## PERFORMANCE

Comprehensive detail, including definitions of ratings, performance criteria, and explanations of status, is available on [www.ed.sc.gov](http://www.ed.sc.gov) and [www.eoc.sc.gov](http://www.eoc.sc.gov) as well as school and school district websites. Printed versions are available from school districts upon request.

YEAR	ABSOLUTE RATING	GROWTH RATING	PALMETTO GOLD AND SILVER AWARD		ESEA/FEDERAL ACCOUNTABILITY RATING SYSTEM	
			General Performance	Closing the Gap	ESEA Grade	Accountability Indicator
2013	Average	Good	TBD	TBD	A	Reward
2012	Average	Excellent	Gold	N/A	A	Reward
2011	Average	Excellent	Gold	Silver	Not Met	N/A

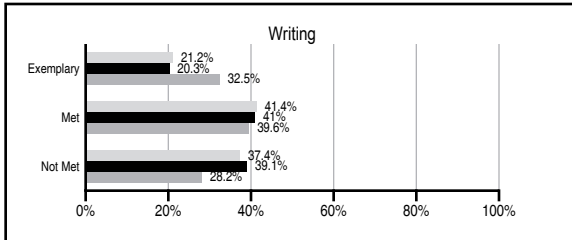
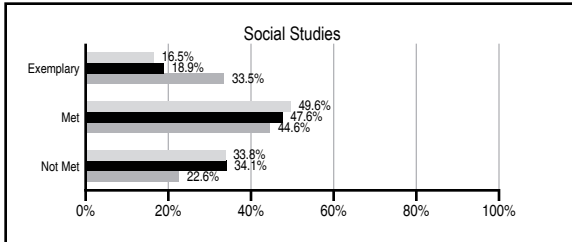
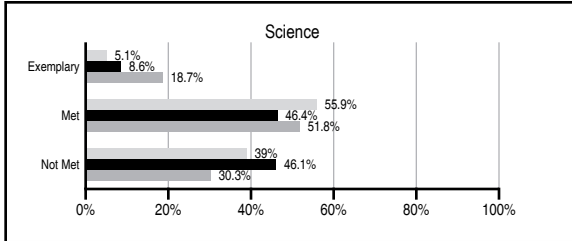
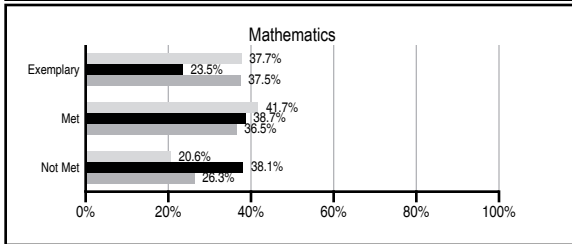
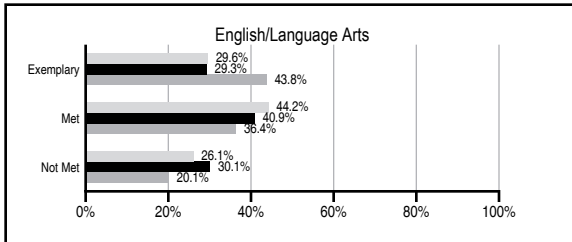
## ABSOLUTE RATINGS OF ELEMENTARY SCHOOLS WITH STUDENTS LIKE OURS\*

EXCELLENT	GOOD	AVERAGE	BELOW AVERAGE	AT-RISK
3	15	117	47	14

\* Ratings are calculated with data available by 11/07/2013. Schools with Students Like Ours are Elementary Schools with Poverty Indices of no more than 5% above or below the index for this school.

## PASS PERFORMANCE

Our School     
  Elementary Schools with Students Like Ours     
  Elementary schools statewide



## NAEP PERFORMANCE\*

\* Performance reported for SC and nation, data not available at school level. Percentages at NAEP Achievement Levels.



## SC PERFORMANCE VISION

*By 2020 all students will graduate with the knowledge and skills necessary to compete successfully in the global economy, participate in a democratic society and contribute positively as members of families and communities.*

### Abbreviations Key

N/A Not Applicable N/AV Not Available N/C Not Collected N/R Not Reported I/S Insufficient Sample TBD To be determined

# Brunson-Dargan Elementary School [Darlington County]

## SCHOOL PROFILE

	Our School	Change from Last Year	Elementary Schools with Students Like Ours	Median Elementary School
<b>Students (n=222)</b>				
Retention rate	0.0%	Down from 1.5%	1.2%	0.9%
Attendance rate	95.1%	Down from 95.8%	95.9%	96.3%
Served by gifted and talented program	5.0%	N/A	3.0%	7.2%
With disabilities	15.1%	N/A	13.4%	12.4%
Older than usual for grade	10.5%	N/A	2.8%	1.9%
Out-of-school suspensions or expulsions for violent and/or criminal offenses	0.0%	No Change	0.0%	0.0%
<b>Teachers (n=16)</b>				
Teachers with advanced degrees	56.3%	Up from 43.8%	60.5%	62.5%
Continuing contract teachers	68.8%	Down from 81.3%	77.2%	83.3%
Teachers returning from previous year	84.1%	Up from 82.2%	84.9%	88.3%
Teacher attendance rate	95.8%	Down from 96.3%	94.9%	95.0%
Average teacher salary*	\$47,230	Up 5.4%	\$46,225	\$48,193
Classes not taught by highly qualified teachers	16.7%	Up from 0.0%	0.0%	0.0%
Professional development days/teacher	16.3 days	Up from 13.5 days	10.4 days	11.0 days
<b>School</b>				
Principal's years at school	4.0	Up from 3.0	4.0	4.0
Student-teacher ratio in core subjects	22.4 to 1	Up from 20.6 to 1	18.2 to 1	20.1 to 1
Prime instructional time	89.6%	Down from 90.6%	89.5%	90.0%
Opportunities in the arts	Poor	Down from Good	Good	Good
SACS accreditation	Yes	No Change	Yes	Yes
Parents attending conferences	84.6%	Down from 100.0%	100.0%	100.0%
Character development program	Average	No Change	Excellent	Excellent
Dollars spent per pupil**	\$8,858	Up 22.1%	\$8,127	\$7,364
Percent of expenditures for instruction**	59.0%	Up from 56.2%	68.0%	68.0%
Percent of expenditures for teacher salaries**	56.0%	Up from 54.0%	64.0%	66.0%
ESEA composite index score	90.8	Down from 91.4	72.9	88.0

\* Length of contract = 185+ days.

\*\* Prior year audited financial data available.

## EVALUATION RESULTS

	Teachers	Students*	Parents*
Number of surveys returned	15	67	45
Percent satisfied with learning environment	100%	86.6%	84.4%
Percent satisfied with social and physical environment	100%	76.1%	84.8%
Percent satisfied with school-home relations	53.3%	83.6%	86.7%

\*Only students at the highest elementary school grade level at this school and their parents were included.

Comprehensive detail, including definitions of ratings, performance criteria, and explanations of status, is available on [www.ed.sc.gov](http://www.ed.sc.gov) and [www.eoc.sc.gov](http://www.eoc.sc.gov) as well as school and school district websites.

Printed versions are available from school districts upon request.

## REPORT OF PRINCIPAL AND SCHOOL IMPROVEMENT COUNCIL

Brunson-Dargan Elementary School (BDE) serves 215 students in grades three through five in the heart of Darlington, South Carolina. During this school year, we continued to implement strategies that have proven beneficial for BDE students. Computer-assisted instruction was provided for select students in reading and math through Compass Learning Odyssey, Aleks Math and Fast ForWord). Small group reading intervention, Read Well, continued to support struggling readers in grade 3. Research-based strategies, such as the BDE Math Problem Solving Strategy and the CGR before You STAR Reading Strategy, continued to be utilized during classroom instruction.

This year, BDE's focus has been implementing the Common Core State Standards (CCSS). Teachers participated in professional development to become familiar with the CCSS. Through the Teacher Advancement Program (TAP), master and mentor teachers provided weekly professional development in a modification of Edward de Bono's Six Thinking Hats strategy. During weekly cluster meetings, teachers learned the Six Thinking Hats strategy and were given the support necessary to implement the strategy in the classroom. Initially, the strategy was taught to students during the 20 minute Bonus Learning time. As students learned a different "hat", teachers collected data and tracked student progress. The Six Thinking Hats strategy helped students with critical thinking skills. They learned to view real-world problems from different perspectives and develop practical solutions. By the end of the school year, students were able to use this strategy across subject areas while reading and viewing videos.

Because our school has a significant special education population, teachers participated in a book study of How the Special Needs Brain Learns by David A. Sousa. Teachers utilized My Big Campus, a safe, social learning platform, to discuss the book and generate ideas for practical use in the classroom. Teachers implemented strategies, anticipating improvement in the academic performance of this subgroup of students.

BDE continues to improve its relationship with the Darlington community through business and faith-based partnerships, the Parent/Teacher/Community Organization, and School Improvement Council. The BDE G.I.V.E.S (Get Involved Volunteering in Education at School) Parent Volunteer program continues to provide parents with opportunities to volunteer at school. BDE continues to partner with the South Carolina Chamber of Commerce to offer the BDE Homework Center, an after-school program, serving 45 students based on academic need.

As we plan for the 2013-14 school year, the faculty and staff of Brunson-Dargan Elementary School will fully implement the CCSS. As we learn more about the new standards, the faculty and staff of Brunson-Dargan Elementary School will continue to provide a high quality educational program so that all students will have the opportunity to make their dreams become a reality.

Ada O. Sindab, Principal □  
McPhail, SIC Chairperson

Terry

### Abbreviations Key

N/A Not Applicable N/AV Not Available N/C Not Collected N/R Not Reported I/S Insufficient Sample TBD To be determined  
NI Newly Identified CSI Continuing School Improvement CA Corrective Action RP Plan to Restructure R Restructure DELAY School Improvement Status HOLD School Improvement Status