



SC Annual School Report Card Summary

Spaulding Elementary School
 Darlington County
 Grades: 3-5 Enrollment: 231
 Principal: Lillkenya R. Jenkins
 Superintendent: Dr. Rainey H. Knight
 Board Chair: Warren Jeffords

PERFORMANCE

Comprehensive detail, including definitions of ratings, performance criteria, and explanations of status, is available on www.ed.sc.gov and www.eoc.sc.gov as well as school and school district websites. Printed versions are available from school districts upon request.

| YEAR | ABSOLUTE RATING | GROWTH RATING | PALMETTO GOLD AND SILVER AWARD | | ESEA/FEDERAL ACCOUNTABILITY RATING SYSTEM | |
|------|-----------------|---------------|--------------------------------|-----------------|---|--------------------------|
| | | | General Performance | Closing the Gap | ESEA Grade | Accountability Indicator |
| 2013 | Average | Average | TBD | TBD | B | Reward |
| 2012 | Average | Average | N/A | N/A | B | Reward |
| 2011 | Average | Average | Silver | N/A | Not Met | N/A |

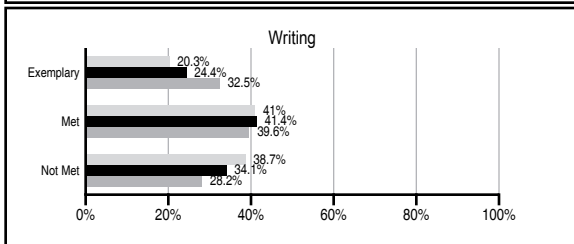
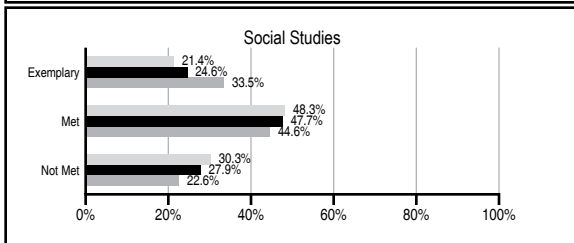
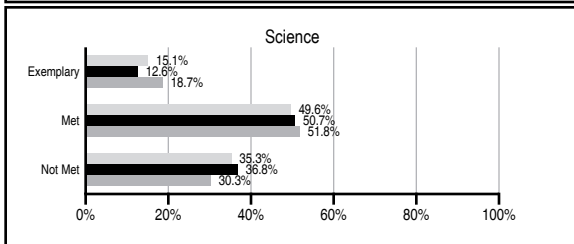
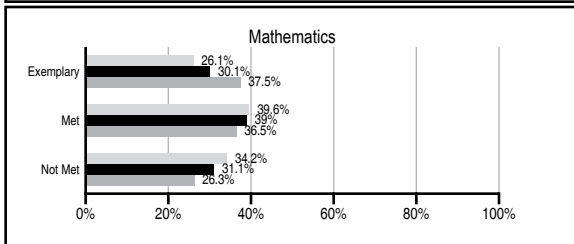
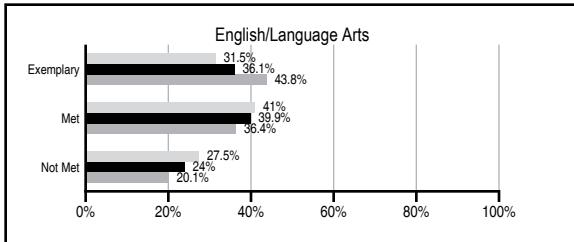
ABSOLUTE RATINGS OF ELEMENTARY SCHOOLS WITH STUDENTS LIKE OURS*

| EXCELLENT | GOOD | AVERAGE | BELOW AVERAGE | AT-RISK |
|-----------|------|---------|---------------|---------|
| 10 | 19 | 95 | 14 | 1 |

* Ratings are calculated with data available by 11/07/2013. Schools with Students Like Ours are Elementary Schools with Poverty Indices of no more than 5% above or below the index for this school.

PASS PERFORMANCE

Our School
 Elementary Schools with Students Like Ours
 Elementary schools statewide



NAEP PERFORMANCE*

* Performance reported for SC and nation, data not available at school level. Percentages at NAEP Achievement Levels.



SC PERFORMANCE VISION

By 2020 all students will graduate with the knowledge and skills necessary to compete successfully in the global economy, participate in a democratic society and contribute positively as members of families and communities.

Abbreviations Key

N/A Not Applicable N/AV Not Available N/C Not Collected N/R Not Reported I/S Insufficient Sample TBD To be determined

Spaulding Elementary School [Darlington County]

SCHOOL PROFILE

| | Our School | Change from Last Year | Elementary Schools with Students Like Ours | Median Elementary School |
|--|------------|-----------------------|--|--------------------------|
| Students (n=231) | | | | |
| Retention rate | 2.9% | Up from 1.2% | 1.2% | 0.9% |
| Attendance rate | 96.3% | Down from 96.6% | 96.0% | 96.3% |
| Served by gifted and talented program | 11.3% | N/A | 4.9% | 7.2% |
| With disabilities | 8.4% | N/A | 14.1% | 12.4% |
| Older than usual for grade | 5.9% | N/A | 2.6% | 1.9% |
| Out-of-school suspensions or expulsions for violent and/or criminal offenses | 0.0% | No Change | 0.0% | 0.0% |
| Teachers (n=11) | | | | |
| Teachers with advanced degrees | 63.6% | Up from 50.0% | 61.0% | 62.5% |
| Continuing contract teachers | 100.0% | Up from 91.7% | 83.0% | 83.3% |
| Teachers returning from previous year | 83.1% | Up from 81.9% | 87.7% | 88.3% |
| Teacher attendance rate | 95.5% | Up from 92.5% | 94.7% | 95.0% |
| Average teacher salary* | \$43,520 | Up 4.9% | \$47,320 | \$48,193 |
| Classes not taught by highly qualified teachers | 0.0% | No Change | 0.0% | 0.0% |
| Professional development days/teacher | 16.5 days | No Change | 11.0 days | 11.0 days |
| School | | | | |
| Principal's years at school | 2.0 | Up from 1.0 | 4.0 | 4.0 |
| Student-teacher ratio in core subjects | 23.5 to 1 | Down from 24.1 to 1 | 19.7 to 1 | 20.1 to 1 |
| Prime instructional time | 89.6% | Up from 86.1% | 89.5% | 90.0% |
| Opportunities in the arts | Good | No Change | Good | Good |
| SACS accreditation | Yes | No Change | Yes | Yes |
| Parents attending conferences | 100.0% | Up from 98.9% | 100.0% | 100.0% |
| Character development program | Good | No Change | Excellent | Excellent |
| Dollars spent per pupil** | \$5,309 | Up 5.0% | \$7,511 | \$7,364 |
| Percent of expenditures for instruction** | 59.0% | Down from 63.3% | 68.0% | 68.0% |
| Percent of expenditures for teacher salaries** | 58.0% | Down from 61.5% | 65.0% | 66.0% |
| ESEA composite index score | 83.5 | Down from 89.4 | 80.9 | 88.0 |

* Length of contract = 185+ days.

** Prior year audited financial data available.

EVALUATION RESULTS

| | Teachers | Students* | Parents* |
|--|----------|-----------|----------|
| Number of surveys returned | 14 | 61 | 56 |
| Percent satisfied with learning environment | 100% | 93.5% | 85.7% |
| Percent satisfied with social and physical environment | 92.9% | 88.7% | 90.5% |
| Percent satisfied with school-home relations | 92.8% | 88.7% | 87.5% |

*Only students at the highest elementary school grade level at this school and their parents were included.

Comprehensive detail, including definitions of ratings, performance criteria, and explanations of status, is available on www.ed.sc.gov and www.eoc.sc.gov as well as school and school district websites.

Printed versions are available from school districts upon request.

REPORT OF PRINCIPAL AND SCHOOL IMPROVEMENT COUNCIL

In the 2012-13 school year, Spaulding Elementary continued with our theme of "Achieving Excellence through Teamwork." Spaulding Elementary, a SC TAP (The System for Teacher and Student Advancement) and Title One School, knows the importance of teamwork and its positive impact on student achievement. Serving approximately 241 students in third through fifth grades, our "Team Spaulding" consisting of teachers, parents, administration, support staff, and community members worked diligently to provide and foster support and initiatives for student success. Teachers worked collaboratively and collegially in weekly, on-going professional developments that focused on the specific needs of our students as identified by our school data. Teachers and administrators participated in an ongoing process for analyzing data and implementing best practices and strategies for improving student achievement.

Based on the data, the school implemented the school-wide INFER strategy in which students were able to apply this strategy in all content areas as they analyzed various modes of text for mastery of state standards. Additionally, the school continued with its school-wide writing initiative. Each week, students participated in an engaging writing task that also provided an opportunity for an increase in parental involvement as students received parental support and inspiration in addressing the topics and refining their writing. Students' writings were displayed throughout the school, and students at each grade level were recognized and rewarded monthly for their exemplary writing. Students also participated in our school-wide math initiative, the exciting Math Rumble. In efforts to improve students' knowledge in basic math skills, a friendly competition among classes was created as students competed in timed math assessments bi-weekly for prizes and claim of the title of Math Rumble Champion. This created a fun, yet meaningful way to address mastery of skills needed for greater success in math. Students also participated in the computer-assisted, afterschool program that focused on addressing students' needs in math and reading. In addition, Spaulding Elementary continued best practices in Explicit Direct Instruction (EDI), differentiation, and the use of computer-assisted programs such as Compass Learning and ALEKS. Additionally, teachers used technology to include mobile netbook and Ipad labs to further enhance student learning and exposure to real-world application. Students also participated in school service projects such as canned-food drives and a math-a-thon to raise money for young children at the St. Jude Children Research hospital.

The Spaulding Elementary PTO, SIC, and school faculty and staff worked collaboratively in supporting and addressing school goals and needs. Various school/community activities were hosted throughout the year to promote awareness and support of school goals and collaboration for attaining the established goals. Parents and community members were able to collaborate and participate in events such as Family Reading Night, Community Partner's Breakfast, Father/Daughter and Mother/Son Banquet, Bullying Prevention workshop, Grandparent's Day, etc. Spaulding Elementary is very appreciative of the collaborative efforts from all stakeholders made this school year to ensure the success of students served.

Lilkenya R. Jenkins, Principal Warren Simon, SIC Chairperson

Abbreviations Key

N/A Not Applicable N/AV Not Available N/C Not Collected N/R Not Reported I/S Insufficient Sample TBD To be determined

NI Newly Identified CSI Continuing School Improvement CA Corrective Action RP Plan to Restructure R Restructure DELAY School Improvement Status HOLD School Improvement Status