



# SC Annual School Report Card Summary

Carolina Elementary School  
 Darlington County  
 Grades: 1-5 Enrollment: 275  
 Principal: Donna R. Barrett  
 Superintendent: Dr. Rainey H. Knight  
 Board Chair: Warren Jeffords

## PERFORMANCE

Comprehensive detail, including definitions of ratings, performance criteria, and explanations of status, is available on [www.ed.sc.gov](http://www.ed.sc.gov) and [www.eoc.sc.gov](http://www.eoc.sc.gov) as well as school and school district websites. Printed versions are available from school districts upon request.

YEAR	ABSOLUTE RATING	GROWTH RATING	PALMETTO GOLD AND SILVER AWARD		ESEA/FEDERAL ACCOUNTABILITY RATING SYSTEM	
			General Performance	Closing the Gap	ESEA Grade	Accountability Indicator
2013	Excellent	Good	TBD	TBD	A	N/A
2012	Excellent	Excellent	Gold	N/A	A	N/A
2011	Excellent	Average	Gold	N/A	Not Met	N/A

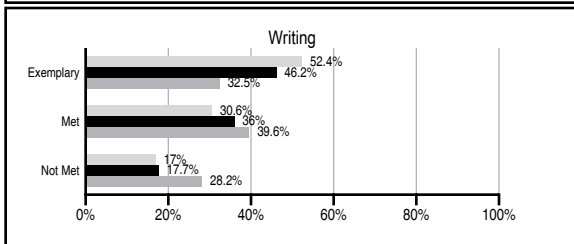
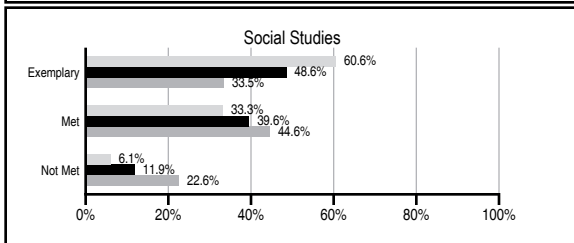
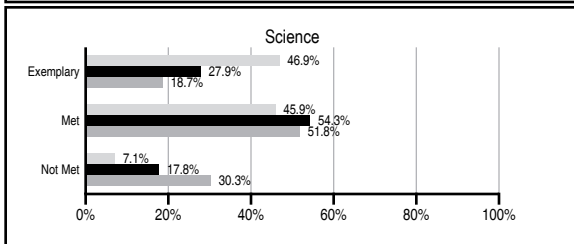
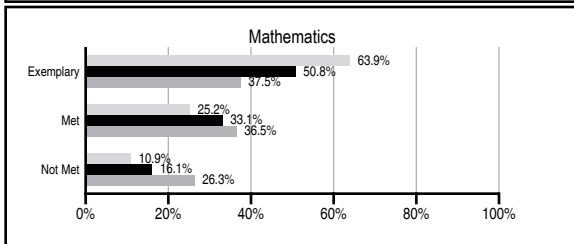
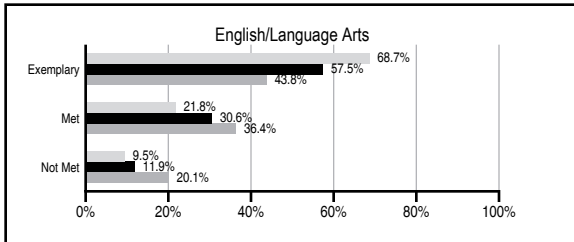
## ABSOLUTE RATINGS OF ELEMENTARY SCHOOLS WITH STUDENTS LIKE OURS\*

EXCELLENT	GOOD	AVERAGE	BELOW AVERAGE	AT-RISK
31	7	0	1	0

\* Ratings are calculated with data available by 11/07/2013. Schools with Students Like Ours are Elementary Schools with Poverty Indices of no more than 5% above or below the index for this school.

## PASS PERFORMANCE

Our School
  Elementary Schools with Students Like Ours
  Elementary schools statewide



## NAEP PERFORMANCE\*

\* Performance reported for SC and nation, data not available at school level. Percentages at NAEP Achievement Levels.



## SC PERFORMANCE VISION

*By 2020 all students will graduate with the knowledge and skills necessary to compete successfully in the global economy, participate in a democratic society and contribute positively as members of families and communities.*

### Abbreviations Key

N/A Not Applicable N/AV Not Available N/C Not Collected N/R Not Reported I/S Insufficient Sample TBD To be determined

# Carolina Elementary School [Darlington County]

## SCHOOL PROFILE

	Our School	Change from Last Year	Elementary Schools with Students Like Ours	Median Elementary School
<b>Students (n=275)</b>				
Retention rate	0.7%	Down from 1.1%	0.7%	0.9%
Attendance rate	96.9%	Down from 97.5%	96.8%	96.3%
Served by gifted and talented program	19.3%	N/A	14.5%	7.2%
With disabilities	21.9%	N/A	9.9%	12.4%
Older than usual for grade	2.2%	N/A	1.4%	1.9%
Out-of-school suspensions or expulsions for violent and/or criminal offenses	0.0%	No Change	0.0%	0.0%
<b>Teachers (n=16)</b>				
Teachers with advanced degrees	75.0%	Up from 68.8%	68.4%	62.5%
Continuing contract teachers	100.0%	No Change	90.3%	83.3%
Teachers returning from previous year	88.1%	Up from 87.4%	91.0%	88.3%
Teacher attendance rate	95.3%	Down from 95.5%	94.6%	95.0%
Average teacher salary*	\$45,840	Up 3.1%	\$50,123	\$48,193
Classes not taught by highly qualified teachers	0.0%	No Change	0.0%	0.0%
Professional development days/teacher	18.1 days	Down from 37.5 days	11.1 days	11.0 days
<b>School</b>				
Principal's years at school	15.0	Up from 14.0	5.0	4.0
Student-teacher ratio in core subjects	23.1 to 1	Down from 24.1 to 1	21.2 to 1	20.1 to 1
Prime instructional time	90.7%	Down from 92.1%	90.5%	90.0%
Opportunities in the arts	Good	No Change	Good	Good
SACS accreditation	Yes	No Change	Yes	Yes
Parents attending conferences	99.7%	Down from 100.0%	100.0%	100.0%
Character development program	Excellent	No Change	Excellent	Excellent
Dollars spent per pupil**	\$7,210	Up 7.3%	\$6,853	\$7,364
Percent of expenditures for instruction**	58.0%	Up from 55.6%	69.0%	68.0%
Percent of expenditures for teacher salaries**	56.0%	Up from 54.7%	67.0%	66.0%
ESEA composite index score	99.0	Down from 100.0	94.0	88.0

\* Length of contract = 185+ days.

\*\* Prior year audited financial data available.

## EVALUATION RESULTS

	Teachers	Students*	Parents*
Number of surveys returned	20	51	44
Percent satisfied with learning environment	95%	94.1%	93.1%
Percent satisfied with social and physical environment	95%	88%	88.7%
Percent satisfied with school-home relations	100%	94.1%	93.2%

\*Only students at the highest elementary school grade level at this school and their parents were included.

## REPORT OF PRINCIPAL AND SCHOOL IMPROVEMENT COUNCIL

A community of learners dedicated to student achievement.

Purpose: The purpose of Carolina Elementary School is to promote academic excellence in each student's life and to establish positive relationships with the entire learning community.

The steps that we take today lead to the successes of tomorrow.

PASS Goals: We are delighted to announce that Carolina Elementary met all the student achievement goals based on Palmetto Assessment of State Standards (PASS) results. Our state report card score was: Excellent (Absolute) and Excellent (Improvement). Our ESEA/Federal Accountability Rating was an A. We received the Palmetto Gold Award from the State Department. The data is posted on the district website (darlington.k12.sc.us) and the state website (scde.com). Honors: Carolina was honored as District Clean School of the Year for 2012-2013 for the second year. Forty-six fifth graders were inducted into the National Junior Beta Club this year. These students have an academic average of 90 or above and will be able to join the Beta Club at Hartsville Middle School next year. Nine fifth grade students made All As for all five years at Carolina.

Activities: In October, we enjoyed two family activities: the Coker 5K run for any student and parent who wanted to participate, for which we won the trophy for the most participants, and our annual Parent Picnic where all parents are invited to eat a picnic lunch outside with their child. In November, during American Education Week, grandparents joined us in a school tour, took part in our Book Fair, heard the fifth graders play the Alma Mater and shared in refreshments. We partnered with the South Carolina Governor's School of Math and Science for an after school robotics program for interested fifth graders. Twelve students participated and loved the excitement of making robots and working with the students from the governor's school. Our "MATH MATTERS" parent night was held in March with interactive activities in math for parents and students. Clemson Extension 4-H Youth and Development, in collaboration with local businesses, helped us establish a butterfly garden in our front yard which is cared for by our students.

Technology: Teachers are using IPAD's as instructional tools. This summer, four of our teachers will be trained for one to one computer learning in their classrooms. Teachers are using multi-media resources for large and small group instruction. Mrs. Matthews, our art teacher, in partnership with Dale Johnson, our technology administrator, combined technology and art through computer graphics with the fifth grade classes.

□ □□□□

Tonda Meadows, SIC chairperson  
Donna R. Barrett, Principal

Comprehensive detail, including definitions of ratings, performance criteria, and explanations of status, is available on [www.ed.sc.gov](http://www.ed.sc.gov) and [www.eoc.sc.gov](http://www.eoc.sc.gov) as well as school and school district websites.

Printed versions are available from school districts upon request.

### Abbreviations Key

N/A Not Applicable N/AV Not Available N/C Not Collected N/R Not Reported I/S Insufficient Sample TBD To be determined  
NI Newly Identified CSI Continuing School Improvement CA Corrective Action RP Plan to Restructure R Restructure DELAY School Improvement Status HOLD School Improvement Status