



SC Annual School Report Card Summary

Hendersonville Elementary School
 Colleton County
 Grades: PK-5 Enrollment: 403
 Principal: Jessica F. Williams
 Superintendent: Mrs. Leila Williams
 Board Chair: Mr. John Barnes

PERFORMANCE

Comprehensive detail, including definitions of ratings, performance criteria, and explanations of status, is available on www.ed.sc.gov and www.eoc.sc.gov as well as school and school district websites. Printed versions are available from school districts upon request.

YEAR	ABSOLUTE RATING	GROWTH RATING	PALMETTO GOLD AND SILVER AWARD		ESEA/FEDERAL ACCOUNTABILITY RATING SYSTEM	
			General Performance	Closing the Gap	ESEA Grade	Accountability Indicator
2013	Average	Average	TBD	TBD	D	N/A
2012	Average	Average	N/A	N/A	A	Reward
2011	Average	Average	Silver	N/A	Not Met	RP

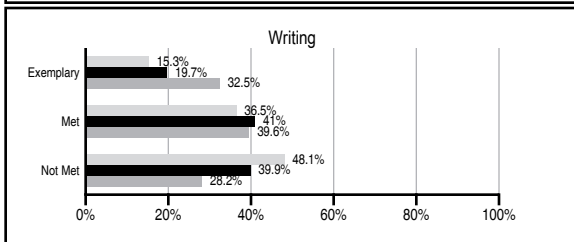
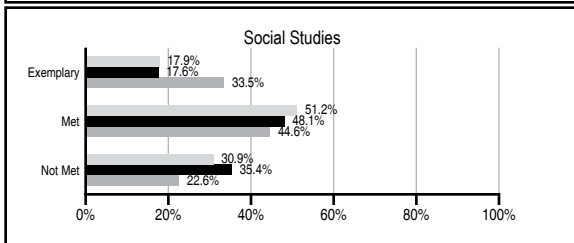
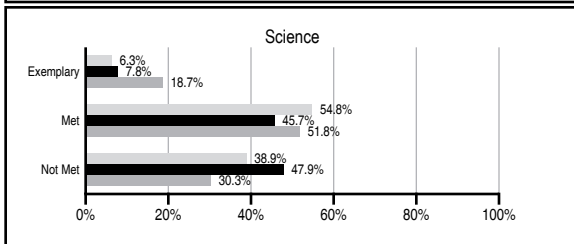
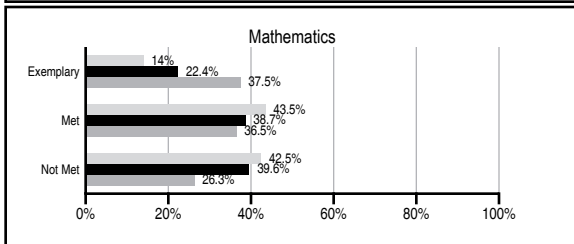
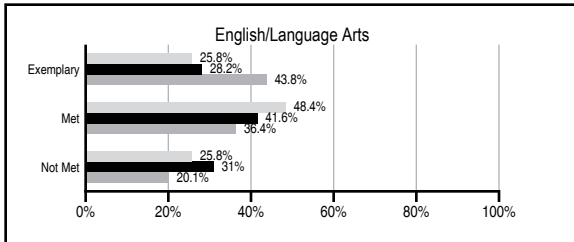
ABSOLUTE RATINGS OF ELEMENTARY SCHOOLS WITH STUDENTS LIKE OURS*

EXCELLENT	GOOD	AVERAGE	BELOW AVERAGE	AT-RISK
1	13	98	45	15

* Ratings are calculated with data available by 11/07/2013. Schools with Students Like Ours are Elementary Schools with Poverty Indices of no more than 5% above or below the index for this school.

PASS PERFORMANCE

Our School
 Elementary Schools with Students Like Ours
 Elementary schools statewide



NAEP PERFORMANCE*

* Performance reported for SC and nation, data not available at school level. Percentages at NAEP Achievement Levels.



SC PERFORMANCE VISION

By 2020 all students will graduate with the knowledge and skills necessary to compete successfully in the global economy, participate in a democratic society and contribute positively as members of families and communities.

Abbreviations Key

N/A Not Applicable N/AV Not Available N/C Not Collected N/R Not Reported I/S Insufficient Sample TBD To be determined

Hendersonville Elementary School [Colleton County]

SCHOOL PROFILE

	Our School	Change from Last Year	Elementary Schools with Students Like Ours	Median Elementary School
Students (n=403)				
Retention rate	1.0%	Up from 0.5%	1.1%	0.9%
Attendance rate	95.9%	Down from 96.4%	95.9%	96.3%
Served by gifted and talented program	8.5%	N/A	2.6%	7.2%
With disabilities	14.0%	N/A	13.5%	12.4%
Older than usual for grade	3.0%	N/A	3.0%	1.9%
Out-of-school suspensions or expulsions for violent and/or criminal offenses	0.0%	No Change	0.0%	0.0%
Teachers (n=29)				
Teachers with advanced degrees	37.9%	Down from 48.3%	60.3%	62.5%
Continuing contract teachers	72.4%	Down from 79.3%	76.4%	83.3%
Teachers returning from previous year	79.7%	Down from 82.8%	84.6%	88.3%
Teacher attendance rate	94.5%	Down from 94.6%	94.9%	95.0%
Average teacher salary*	\$42,079	Down 0.5%	\$46,095	\$48,193
Classes not taught by highly qualified teachers	2.8%	Up from 2.6%	0.0%	0.0%
Professional development days/teacher	8.0 days	Down from 8.6 days	10.4 days	11.0 days
School				
Principal's years at school	6.0	Up from 5.0	4.0	4.0
Student-teacher ratio in core subjects	15.0 to 1	Down from 17.6 to 1	18.2 to 1	20.1 to 1
Prime instructional time	89.9%	Down from 90.5%	89.6%	90.0%
Opportunities in the arts	Good	No Change	Good	Good
SACS accreditation	No	No Change	Yes	Yes
Parents attending conferences	100.0%	No Change	100.0%	100.0%
Character development program	Excellent	No Change	Good	Excellent
Dollars spent per pupil**	\$5,733	Up 2.5%	\$8,246	\$7,364
Percent of expenditures for instruction**	70.0%	Down from 70.4%	67.0%	68.0%
Percent of expenditures for teacher salaries**	69.0%	Down from 69.8%	64.0%	66.0%
ESEA composite index score	60.9	Down from 94.2	71.5	88.0

* Length of contract = 185+ days.

** Prior year audited financial data available.

EVALUATION RESULTS

	Teachers	Students*	Parents*
Number of surveys returned	7	53	38
Percent satisfied with learning environment	100%	84.9%	78.9%
Percent satisfied with social and physical environment	100%	79.3%	76.3%
Percent satisfied with school-home relations	71.4%	88.3%	71.8%

*Only students at the highest elementary school grade level at this school and their parents were included.

REPORT OF PRINCIPAL AND SCHOOL IMPROVEMENT COUNCIL

Hendersonville Elementary School, the School of Innovation and Exploration, located in the southern portion of Colleton County, serves approximately 440 students in pre-kindergarten through fifth grade. Students come from a predominately rural setting with 73% African American students, 24% Caucasian students and 3% from other ethnic origins. Our vision at Hendersonville Elementary School is "Every day, every student will experience success with grade level standards in a safe and supportive environment." Principal Jessica F. Williams, along with the faculty, staff, parents, and community members have continued to implement strategies in keeping with this vision.

Analysis of PASS and MAP data in conjunction with subject-specific progress monitoring has strengthened the academic progress of our students. Students received daily small group differentiated instruction in reading and math provided by classroom teachers and interventionists. The Inclusion Model of instructing students with disabilities was continued this year. Students in grades 4-5 also received instruction in single-gender self-contained classes. These educational models promoted classroom community and accommodated individual learning styles. This year Hendersonville implemented SC TAP, the System for Teacher and Student Advancement. TAP is a comprehensive school reform model that provides opportunities for professional growth, instructionally focused accountability, multiple career paths and performance based compensation. Using this model, teachers were given additional support by mentor and master teachers to strengthen their ability to present lessons using research based strategies, analyze data, and become more reflective in order to effect change in the classroom. This year Hendersonville Elementary also adopted a thematic approach to school improvement as the "School of Innovation and Exploration". Innovative models of instruction were implemented, civic responsibility was emphasized, the use of various types of technology was encouraged and an emphasis on colleges and careers was instituted school wide.

The Positive Behavior Intervention System (PBIS) was continued during the 2012-13 school year. This system promotes positive student behavior and character development on a school wide basis while emphasizing our motto "Be SHARP". Students who needed additional support participated in a check in, check out mentor program that involved more specific behavior intervention strategies. The Jr. Leadership Program and Student Council Programs were continued.

We are confident that Hendersonville Elementary students will continue to make academic gains as documented by PASS test scores. We expect that their social and emotional growth will be enhanced because of the nurturing community environment that has been established at our school. We expect the students of Hendersonville Elementary to exceed the projected goals for the 2012-13 school year
 Jessica F. Williams, Principal
 Pastor Joseph Williams, SIC Chairperson

Comprehensive detail, including definitions of ratings, performance criteria, and explanations of status, is available on www.ed.sc.gov and www.eoc.sc.gov as well as school and school district websites.

Printed versions are available from school districts upon request.

Abbreviations Key

N/A Not Applicable N/AV Not Available N/C Not Collected N/R Not Reported I/S Insufficient Sample TBD To be determined

NI Newly Identified CSI Continuing School Improvement CA Corrective Action RP Plan to Restructure R Restructure DELAY School Improvement Status HOLD School Improvement Status