



# SC Annual School Report Card Summary

Cottageville Elementary  
 Colleton County  
 Grades: PK-5 Enrollment: 476  
 Principal: Tracy McDonald  
 Superintendent: Mrs. Leila Williams  
 Board Chair: Mr. John Barnes

## PERFORMANCE

Comprehensive detail, including definitions of ratings, performance criteria, and explanations of status, is available on [www.ed.sc.gov](http://www.ed.sc.gov) and [www.eoc.sc.gov](http://www.eoc.sc.gov) as well as school and school district websites. Printed versions are available from school districts upon request.

YEAR	ABSOLUTE RATING	GROWTH RATING	PALMETTO GOLD AND SILVER AWARD		ESEA/FEDERAL ACCOUNTABILITY RATING SYSTEM	
			General Performance	Closing the Gap	ESEA Grade	Accountability Indicator
2013	Average	Average	TBD	TBD	C	N/A
2012	Good	Good	Silver	N/A	A	Reward
2011	Average	Average	Silver	N/A	Not Met	RP

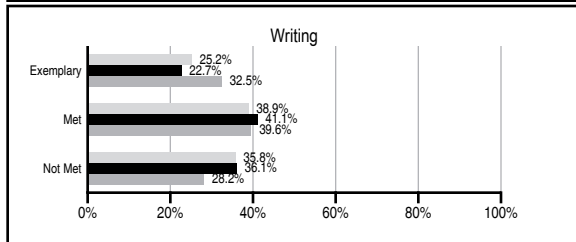
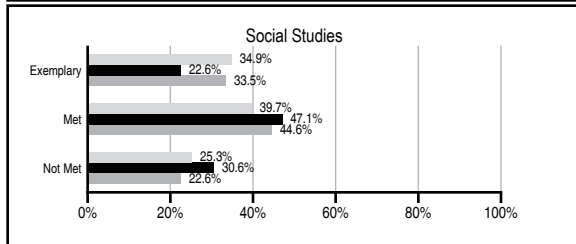
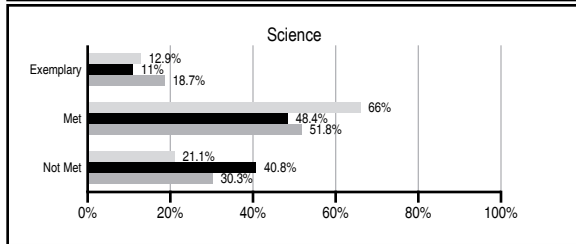
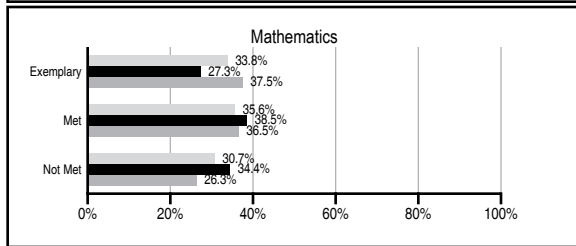
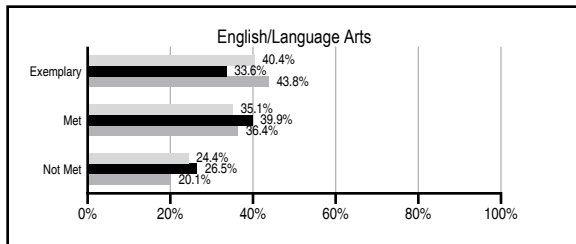
## ABSOLUTE RATINGS OF ELEMENTARY SCHOOLS WITH STUDENTS LIKE OURS\*

EXCELLENT	GOOD	AVERAGE	BELOW AVERAGE	AT-RISK
9	14	102	22	6

\* Ratings are calculated with data available by 11/07/2013. Schools with Students Like Ours are Elementary Schools with Poverty Indices of no more than 5% above or below the index for this school.

## PASS PERFORMANCE

Our School Elementary Schools with Students Like Ours Elementary schools statewide



## NAEP PERFORMANCE\*

\* Performance reported for SC and nation, data not available at school level. Percentages at NAEP Achievement Levels.



## SC PERFORMANCE VISION

By 2020 all students will graduate with the knowledge and skills necessary to compete successfully in the global economy, participate in a democratic society and contribute positively as members of families and communities.

### Abbreviations Key

N/A Not Applicable N/AV Not Available N/C Not Collected N/R Not Reported I/S Insufficient Sample TBD To be determined

# Cottageville Elementary [Colleton County]

## SCHOOL PROFILE

	Our School	Change from Last Year	Elementary Schools with Students Like Ours	Median Elementary School
<b>Students (n=476)</b>				
Retention rate	1.3%	Down from 1.7%	1.1%	0.9%
Attendance rate	94.2%	Down from 94.6%	96.0%	96.3%
Served by gifted and talented program	7.5%	N/A	4.2%	7.2%
With disabilities	15.6%	N/A	13.7%	12.4%
Older than usual for grade	2.3%	N/A	2.7%	1.9%
Out-of-school suspensions or expulsions for violent and/or criminal offenses	0.4%	Up from 0.2%	0.0%	0.0%
<b>Teachers (n=33)</b>				
Teachers with advanced degrees	39.4%	Down from 44.1%	60.7%	62.5%
Continuing contract teachers	81.8%	Down from 88.2%	81.5%	83.3%
Teachers returning from previous year	89.4%	Down from 91.8%	86.0%	88.3%
Teacher attendance rate	95.1%	Up from 93.2%	94.7%	95.0%
Average teacher salary*	\$41,356	Up 4.0%	\$47,180	\$48,193
Classes not taught by highly qualified teachers	0.0%	No Change	0.0%	0.0%
Professional development days/teacher	5.7 days	Down from 11.3 days	11.0 days	11.0 days
<b>School</b>				
Principal's years at school	4.0	Up from 3.0	4.0	4.0
Student-teacher ratio in core subjects	18.2 to 1	Up from 17.9 to 1	19.4 to 1	20.1 to 1
Prime instructional time	88.9%	Up from 87.0%	89.5%	90.0%
Opportunities in the arts	Good	No Change	Good	Good
SACS accreditation	No	No Change	Yes	Yes
Parents attending conferences	100.0%	No Change	100.0%	100.0%
Character development program	Good	No Change	Excellent	Excellent
Dollars spent per pupil**	\$5,098	Up 3.0%	\$7,645	\$7,364
Percent of expenditures for instruction**	71.0%	Up from 70.0%	68.0%	68.0%
Percent of expenditures for teacher salaries**	70.0%	Up from 68.9%	65.0%	66.0%
ESEA composite index score	78.7	Down from 97.4	77.3	88.0

\* Length of contract = 185+ days.

\*\* Prior year audited financial data available.

## EVALUATION RESULTS

	Teachers	Students*	Parents*
Number of surveys returned	39	85	45
Percent satisfied with learning environment	89.8%	91.8%	93.3%
Percent satisfied with social and physical environment	92.1%	87.2%	84.5%
Percent satisfied with school-home relations	84.6%	94.2%	86.1%

\*Only students at the highest elementary school grade level at this school and their parents were included.

Comprehensive detail, including definitions of ratings, performance criteria, and explanations of status, is available on [www.ed.sc.gov](http://www.ed.sc.gov) and [www.eoc.sc.gov](http://www.eoc.sc.gov) as well as school and school district websites.

Printed versions are available from school districts upon request.

## REPORT OF PRINCIPAL AND SCHOOL IMPROVEMENT COUNCIL

Cottageville Elementary, a pre-kindergarten through fifth grade school, can be found along the Edisto River in the rural community of Colleton County. We celebrated the success of our school improving its rating on the state report card to the "Good" category and an overall "A" rating on the federal ESEA rating. As a collection, the student body, faculty, staff, and administration have worked hard together to ensure that all students "Soar Like Eagles". Our aim is to help students become college and career ready so that they may become productive citizens.

The faculty and staff continues to utilize the weekly process of teacher collaboration on common standards, strategy identification to teach these standards, the use of common assessments known as Progress Monitoring, and a reflection of student performance. After teachers have analyzed data, students needing additional interventions receive small group instruction provided by the teacher. All students were assessed in reading and mathematics through the NWEA's Measures of Academic Progress or MAP three times during the year. This data was used to drive instruction and to meet the needs of all our students. Our reading instruction was driven by student performance on Dianne DeFord's Dominie text level assessment. Small group reading instruction was then delivered to students with a focus on common strengths, weaknesses or miscues. Students received additional reading instruction from a certified reading interventionist.

Students had opportunities for community outreach: Jump Rope for Heart, March of Dimes, Walk to School and food drives for the local food bank. Students had opportunities to participate in honor choir, football, and cheerleading. Students participated in the class and school spelling bee. One of our fifth grade students placed at the district spelling bee. Students were recognized for their successes at the end of each nine weeks for perfect attendance, Merit's List, Honor Roll and Superintendent's List during awards ceremonies. Teachers and staff were recognized for their efforts each month during a faculty meeting. Lashone Ellington was named our Teacher of the Year while Lauren Beck was named our Rookie Teacher of the Year.

Opportunities for parent involvement were provided through hosting several parent workshops. These included Class Meetings, Family Literacy Night, Math and Science Night, and improving home-school communication. Other activities were Thanksgiving Feast, Spring Fling, Jump Rope for Heart, Walk to School, and Field Day.

Our challenges include maintaining and improving our state and federal rating as the bar continually rises. We will address these challenges through our Title I interventions, differentiated instruction, providing our staff with the needed staff development and resources to implement the Common Core State Standards. Our plan for the 2013-3014 school year will include these initiatives so that Cottageville Elementary can maintain its vision of a community of learners soaring to be their best!

Tracy McDonald, Principal  
Judith Brodie, School Improvement Chairperson

### Abbreviations Key

N/A Not Applicable N/AV Not Available N/C Not Collected N/R Not Reported I/S Insufficient Sample TBD To be determined

NI Newly Identified CSI Continuing School Improvement CA Corrective Action RP Plan to Restructure R Restructure DELAY School Improvement Status HOLD School Improvement Status