



SC Annual School Report Card Summary

Walker-Gamble Elementary School
 Clarendon 3
 Grades: PK-5 Enrollment: 584
 Principal: Sheila Cusack Floyd
 Superintendent: Connie J. Dennis, Ph.D.
 Board Chair: Dr. George P. Green

PERFORMANCE

Comprehensive detail, including definitions of ratings, performance criteria, and explanations of status, is available on www.ed.sc.gov and www.eoc.sc.gov as well as school and school district websites. Printed versions are available from school districts upon request.

YEAR	ABSOLUTE RATING	GROWTH RATING	PALMETTO GOLD AND SILVER AWARD		ESEA/FEDERAL ACCOUNTABILITY RATING SYSTEM	
			General Performance	Closing the Gap	ESEA Grade	Accountability Indicator
2013	Good	Excellent	TBD	TBD	A	Focus
2012	Average	Good	Silver	N/A	B	Focus
2011	Average	Good	Silver	N/A	Not Met	CA

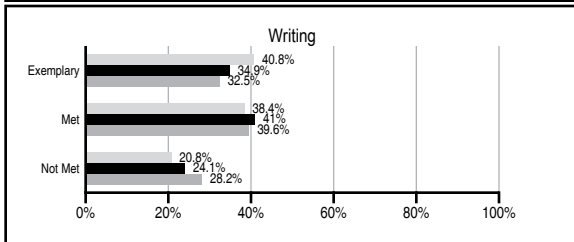
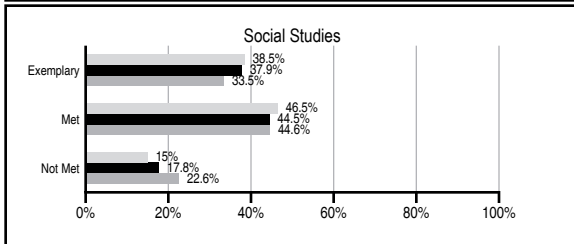
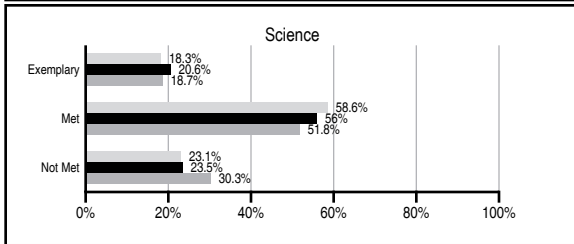
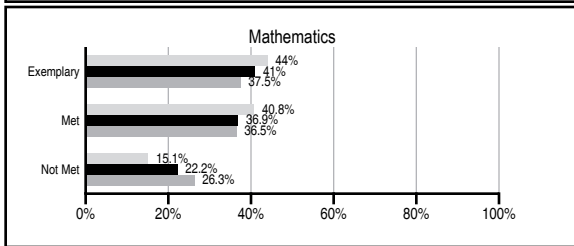
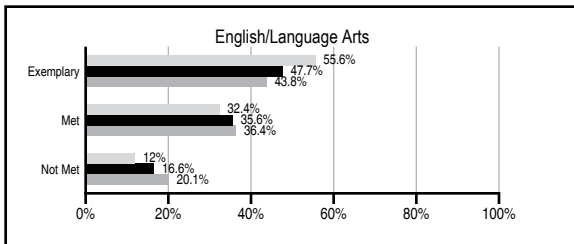
ABSOLUTE RATINGS OF ELEMENTARY SCHOOLS WITH STUDENTS LIKE OURS*

EXCELLENT	GOOD	AVERAGE	BELOW AVERAGE	AT-RISK
36	38	30	0	1

* Ratings are calculated with data available by 11/07/2013. Schools with Students Like Ours are Elementary Schools with Poverty Indices of no more than 5% above or below the index for this school.

PASS PERFORMANCE

Our School Elementary Schools with Students Like Ours Elementary schools statewide



NAEP PERFORMANCE*

* Performance reported for SC and nation, data not available at school level. Percentages at NAEP Achievement Levels.



SC PERFORMANCE VISION

By 2020 all students will graduate with the knowledge and skills necessary to compete successfully in the global economy, participate in a democratic society and contribute positively as members of families and communities.

Abbreviations Key

N/A Not Applicable N/AV Not Available N/C Not Collected N/R Not Reported I/S Insufficient Sample TBD To be determined

Walker-Gamble Elementary School [Clarendon 3]

SCHOOL PROFILE

	Our School	Change from Last Year	Elementary Schools with Students Like Ours	Median Elementary School
Students (n=584)				
Retention rate	3.0%	Down from 3.9%	1.2%	0.9%
Attendance rate	95.2%	Down from 95.6%	96.2%	96.3%
Served by gifted and talented program	10.4%	N/A	8.7%	7.2%
With disabilities	13.7%	N/A	12.7%	12.4%
Older than usual for grade	3.8%	N/A	2.1%	1.9%
Out-of-school suspensions or expulsions for violent and/or criminal offenses	0.0%	Down from 0.2%	0.0%	0.0%
Teachers (n=38)				
Teachers with advanced degrees	55.3%	Down from 56.8%	64.1%	62.5%
Continuing contract teachers	89.5%	Down from 97.3%	86.6%	83.3%
Teachers returning from previous year	88.6%	Down from 90.4%	89.7%	88.3%
Teacher attendance rate	94.2%	Down from 95.5%	95.0%	95.0%
Average teacher salary*	\$44,555	Up 0.2%	\$49,013	\$48,193
Classes not taught by highly qualified teachers	0.0%	No Change	0.0%	0.0%
Professional development days/teacher	14.0 days	Up from 12.5 days	11.3 days	11.0 days
School				
Principal's years at school	12.0	Up from 11.0	6.0	4.0
Student-teacher ratio in core subjects	18.0 to 1	Down from 18.2 to 1	20.8 to 1	20.1 to 1
Prime instructional time	88.8%	Down from 90.6%	90.1%	90.0%
Opportunities in the arts	Poor	No Change	Good	Good
SACS accreditation	Yes	No Change	Yes	Yes
Parents attending conferences	98.3%	Up from 84.2%	100.0%	100.0%
Character development program	Excellent	No Change	Excellent	Excellent
Dollars spent per pupil**	\$7,267	Up 5.7%	\$6,901	\$7,364
Percent of expenditures for instruction**	69.0%	Up from 68.8%	68.0%	68.0%
Percent of expenditures for teacher salaries**	66.0%	Up from 65.6%	66.0%	66.0%
ESEA composite index score	97.0	Up from 82.8	89.0	88.0

* Length of contract = 185+ days.

** Prior year audited financial data available.

EVALUATION RESULTS

	Teachers	Students*	Parents*
Number of surveys returned	34	101	58
Percent satisfied with learning environment	100%	95%	89.6%
Percent satisfied with social and physical environment	100%	94.1%	91.4%
Percent satisfied with school-home relations	97.2%	96.1%	94.8%

*Only students at the highest elementary school grade level at this school and their parents were included.

REPORT OF PRINCIPAL AND SCHOOL IMPROVEMENT COUNCIL

Our theme for the 12-13 school year was based on one of the beloved books by Dr. Seuss, Oh, The Places You Will Go. Following this theme, attention was given to many literal places in the world, and the figurative “doors” and “worlds” that education can lead to as well. We want the best options available to be made for our children, and we set up a program of study that will prepare them for whatever interests or abilities they decide to follow at the given time. The class and homework assignments are not designed for ease or simplicity, but planned to promote deeper thought and higher order thinking skills. Lessons of this type require time, study, research, group collaboration at times, and more...but present the best scenario for true learning and the ability to apply the knowledge when needed.

The Education Oversight Committee recognized the school as a Silver Award Winner, once again, for academic achievement results. Students and classes participated in WordMasters, Math and Spelling Masters, Spelling Bees, named as Honor Roll winners, and heightened their reading skills through many class and home activities including participation in our Accelerated Reader program. We continued our effort to promote their growth personally and socially as well, by recognizing and teaching good character skills, habits and attitudes. Music and art activities are still addressed in various ways in the continued absence of those classes, and those with special artistic or dramatic interests were given the opportunity to participate in this year's play, “Alice in Wonderland.”

Faculty and staff members work with great devotion and determination each year to assist their students, while furthering their own education and abilities, and we are always proud of our faculty and staff and the dedication and commitment shown. They have worked diligently in the past few years to learn more about the use of technology within the classroom, and this year, about a third of the staff added Ipads to their list of classroom equipment. This year, they elected a long-term faculty member, Ms. Celeste McElveen as the new school representative as Teacher of the Year. She works with our third grade level academically gifted students, and represents another facet of service provided here for the students. In addition to the staff, we are aided yearly by many faithful volunteers and helpers. They provide assistance in many ways to the students and the teachers and are representative of the continued importance of community support and involvement that every school needs to be truly successful.

As always, we address the social and emotional aspects of the whole child when we plan and deliver our programs. While we are focused on providing a strong and stable educational program, we know this must be permeated with good citizenship and positive character development. Our faculty and staff members work to assist students with overall development, and in keeping with our mission statement...“to develop and nurture responsible individuals who are prepared to excel in an ever changing world.”

Sheila C. Floyd, Principal
Brenda Huggins, SIC Chairperson

Comprehensive detail, including definitions of ratings, performance criteria, and explanations of status, is available on www.ed.sc.gov and www.eoc.sc.gov as well as school and school district websites.

Printed versions are available from school districts upon request.

Abbreviations Key

N/A Not Applicable N/AV Not Available N/C Not Collected N/R Not Reported I/S Insufficient Sample TBD To be determined
NI Newly Identified CSI Continuing School Improvement CA Corrective Action RP Plan to Restructure R Restructure DELAY School Improvement Status HOLD School Improvement Status