



SC Annual School Report Card Summary

Pageland Elementary School
Chesterfield County
Grades: 3-5 **Enrollment: 361**
Principal: Jean Page Watson
Superintendent: J. Harrison Goodwin, Ed. D.
Board Chair: James N. Sweeney

PERFORMANCE

Comprehensive detail, including definitions of ratings, performance criteria, and explanations of status, is available on www.ed.sc.gov and www.eoc.sc.gov as well as school and school district websites. Printed versions are available from school districts upon request.

YEAR	ABSOLUTE RATING	GROWTH RATING	PALMETTO GOLD AND SILVER AWARD		ESEA/FEDERAL ACCOUNTABILITY RATING SYSTEM	
			General Performance	Closing the Gap	ESEA Grade	Accountability Indicator
2013	Average	Average	TBD	TBD	B	Reward
2012	Average	Average	N/A	N/A	A	Reward
2011	Average	Average	N/A	N/A	Not Met	N/A

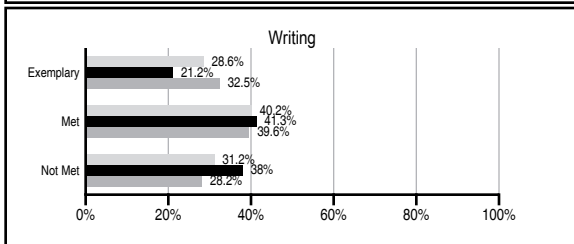
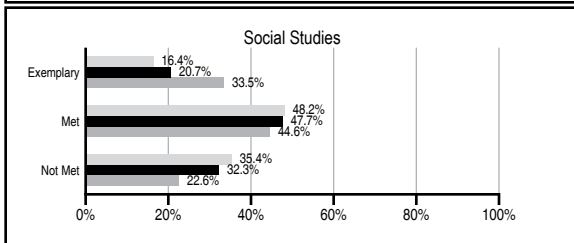
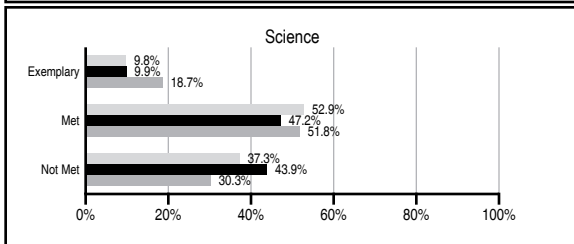
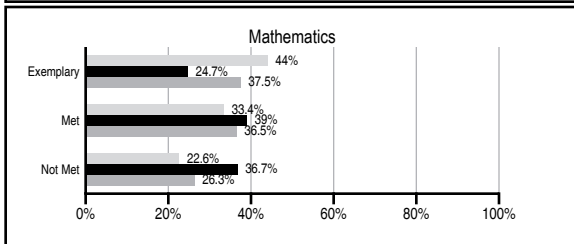
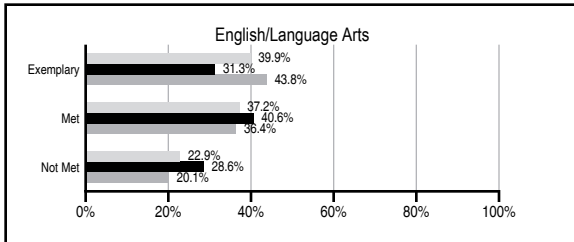
ABSOLUTE RATINGS OF ELEMENTARY SCHOOLS WITH STUDENTS LIKE OURS*

EXCELLENT	GOOD	AVERAGE	BELOW AVERAGE	AT-RISK
5	14	115	33	10

* Ratings are calculated with data available by 11/07/2013. Schools with Students Like Ours are Elementary Schools with Poverty Indices of no more than 5% above or below the index for this school.

PASS PERFORMANCE

Our School
 Elementary Schools with Students Like Ours
 Elementary schools statewide



NAEP PERFORMANCE*

* Performance reported for SC and nation, data not available at school level. Percentages at NAEP Achievement Levels.



SC PERFORMANCE VISION

By 2020 all students will graduate with the knowledge and skills necessary to compete successfully in the global economy, participate in a democratic society and contribute positively as members of families and communities.

Abbreviations Key

N/A Not Applicable N/AV Not Available N/C Not Collected N/R Not Reported I/S Insufficient Sample TBD To be determined

Pageland Elementary School [Chesterfield County]

SCHOOL PROFILE

	Our School	Change from Last Year	Elementary Schools with Students Like Ours	Median Elementary School
Students (n=361)				
Retention rate	0.8%	Up from 0.6%	1.1%	0.9%
Attendance rate	96.8%	Down from 97.0%	95.9%	96.3%
Served by gifted and talented program	12.8%	N/A	3.7%	7.2%
With disabilities	11.0%	N/A	13.6%	12.4%
Older than usual for grade	3.2%	N/A	2.8%	1.9%
Out-of-school suspensions or expulsions for violent and/or criminal offenses	0.3%	Up from 0.0%	0.0%	0.0%
Teachers (n=26)				
Teachers with advanced degrees	50.0%	Down from 53.8%	60.4%	62.5%
Continuing contract teachers	65.4%	Down from 73.1%	79.5%	83.3%
Teachers returning from previous year	77.9%	Down from 79.6%	85.3%	88.3%
Teacher attendance rate	95.3%	Up from 95.2%	94.8%	95.0%
Average teacher salary*	\$40,164	Up 0.7%	\$46,416	\$48,193
Classes not taught by highly qualified teachers	0.9%	Down from 3.5%	0.0%	0.0%
Professional development days/teacher	7.8 days	Down from 14.2 days	10.7 days	11.0 days
School				
Principal's years at school	2.0	Up from 1.0	4.0	4.0
Student-teacher ratio in core subjects	18.6 to 1	Up from 17.9 to 1	18.8 to 1	20.1 to 1
Prime instructional time	90.1%	Up from 89.4%	89.5%	90.0%
Opportunities in the arts	Good	No Change	Good	Good
SACS accreditation	Yes	No Change	Yes	Yes
Parents attending conferences	100.0%	No Change	100.0%	100.0%
Character development program	Good	No Change	Excellent	Excellent
Dollars spent per pupil**	\$6,678	Down 10.9%	\$7,773	\$7,364
Percent of expenditures for instruction**	60.0%	Down from 63.6%	68.0%	68.0%
Percent of expenditures for teacher salaries**	58.0%	Down from 59.0%	65.0%	66.0%
ESEA composite index score	89.0	Down from 92.6	72.9	88.0

* Length of contract = 185+ days.

** Prior year audited financial data available.

EVALUATION RESULTS

	Teachers	Students*	Parents*
Number of surveys returned	25	110	69
Percent satisfied with learning environment	96%	90%	89.8%
Percent satisfied with social and physical environment	96%	80.3%	78.8%
Percent satisfied with school-home relations	88%	83.4%	77.5%

*Only students at the highest elementary school grade level at this school and their parents were included.

Comprehensive detail, including definitions of ratings, performance criteria, and explanations of status, is available on www.ed.sc.gov and www.eoc.sc.gov as well as school and school district websites.

Printed versions are available from school districts upon request.

REPORT OF PRINCIPAL AND SCHOOL IMPROVEMENT COUNCIL

Pageland Elementary School provided an engaging, and challenging curriculum that encouraged our students to high achievement. We provided a caring, nurturing environment that integrated character education in every area of learning.

Our faculty used MAP data as well as class assessments to effectively plan instruction. As a result, teachers planned small group instruction to address specific areas of need. Throughout the year our faculty, staff and administration utilized this data as well as current research and best practices to drive instruction. Professional development data meetings were held monthly to plan enrichment and interventions. The continuous, creative use of integrated technology into all subject areas afforded students with greater engagement and learning opportunities. During the school year teachers also invited guests to speak to our students about various topics students were studying in the classroom. Utilizing speakers from our community enriched our classroom instruction. By collaborating with teachers across all grades and subjects students have reaped the benefits of targeted, well-planned units of instruction.

The school's professional development plan was revised to meet the needs of the literacy and math teachers. Teachers met biweekly for professional development. Common planning schedules allowed the teams to meet weekly to collaborate, research and plan effective instruction. Teachers attended numerous workshops within the district in order to keep abreast of the latest research and best practices. All teachers at Pageland Elementary School are highly qualified and nineteen faculty members have advanced degrees.

School initiatives at Pageland Elementary School were our PASS Celebration, Red Ribbon Week, author visit, Veteran's Day Program, Colonial Camp, academic achievement recognitions, end of the year academic banquet, character education programs, good behavior events, Snack Pack program, science fair, winter musical, spring chorus program, Career Day and our South Carolina History Night. Our faculty planned Parent Academies through out the school year which focused on reading, writing, math and character education. Our district also provided a program specifically designed to meet the needs of our Hispanic parents and each student was given a set of books after the program.

As service projects the students and staff contributed to area charities which included Relay for Life and various food donation ministries. We also initiated a recycling project that was managed by our special needs self-contained classes. The PTO, SIC, community /parent volunteers and police department continued to play a vital role at Pageland Elementary School as evidenced by the fact that we have had the most volunteer hours for our district five out of the last seven years. These efforts show that community collaboration is imperative to school success. Pageland Elementary School continues to be a caring, community school that promotes the development of the "whole child".

This year we were fortunate to use our Title 1 funds for a part time parenting coordinator. This proved to be an invaluable service for our parents, especially our Hispanic parents. To meet the needs of our parents, parenting classes were offered during school hours as well as after school and evening hours. Offering these classes enabled our parents to learn strategies they could utilize at home to help their child.

The mission of Pageland Elementary School, in

Abbreviations Key

N/A Not Applicable N/AV Not Available N/C Not Collected N/R Not Reported I/S Insufficient Sample TBD To be determined
NI Newly Identified CSI Continuing School Improvement CA Corrective Action RP Plan to Restructure R Restructure DELAY School Improvement Status HOLD School Improvement Status