



SC Annual School Report Card Summary

Ruby Elementary School
 Chesterfield County
 Grades: PK-5 Enrollment: 237
 Principal: Beth K. Suggs
 Superintendent: J. Harrison Goodwin, Ed. D.
 Board Chair: James N. Sweeney

PERFORMANCE

Comprehensive detail, including definitions of ratings, performance criteria, and explanations of status, is available on www.ed.sc.gov and www.eoc.sc.gov as well as school and school district websites. Printed versions are available from school districts upon request.

YEAR	ABSOLUTE RATING	GROWTH RATING	PALMETTO GOLD AND SILVER AWARD		ESEA/FEDERAL ACCOUNTABILITY RATING SYSTEM	
			General Performance	Closing the Gap	ESEA Grade	Accountability Indicator
2013	Excellent	Average	TBD	TBD	A	N/A
2012	Good	Good	Silver	Silver	A	N/A
2011	Excellent	Good	Gold	Silver	Met	N/A

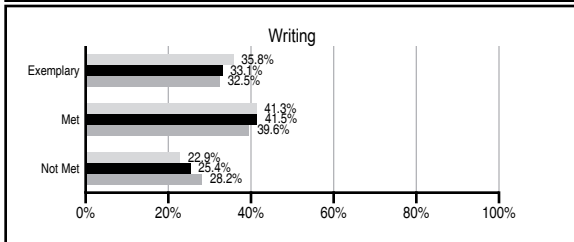
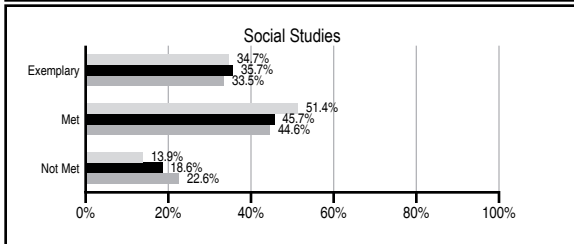
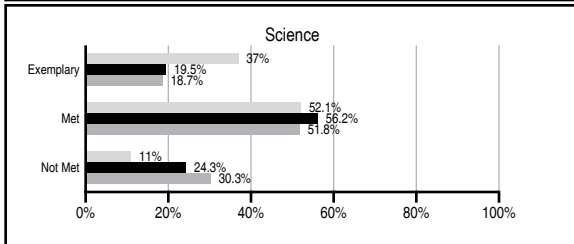
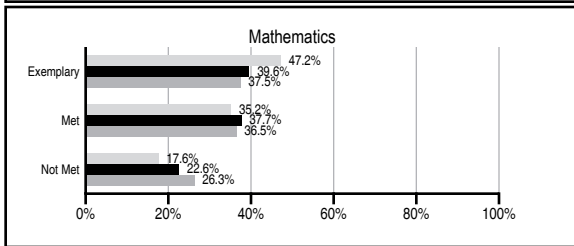
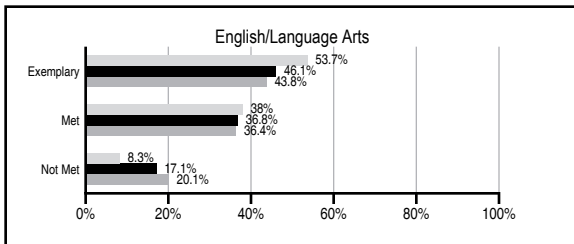
ABSOLUTE RATINGS OF ELEMENTARY SCHOOLS WITH STUDENTS LIKE OURS*

EXCELLENT	GOOD	AVERAGE	BELOW AVERAGE	AT-RISK
31	42	42	0	0

* Ratings are calculated with data available by 11/07/2013. Schools with Students Like Ours are Elementary Schools with Poverty Indices of no more than 5% above or below the index for this school.

PASS PERFORMANCE

Our School
 Elementary Schools with Students Like Ours
 Elementary schools statewide



NAEP PERFORMANCE*

* Performance reported for SC and nation, data not available at school level. Percentages at NAEP Achievement Levels.



SC PERFORMANCE VISION

By 2020 all students will graduate with the knowledge and skills necessary to compete successfully in the global economy, participate in a democratic society and contribute positively as members of families and communities.

Abbreviations Key

N/A Not Applicable N/AV Not Available N/C Not Collected N/R Not Reported I/S Insufficient Sample TBD To be determined

Ruby Elementary School [Chesterfield County]

SCHOOL PROFILE

	Our School	Change from Last Year	Elementary Schools with Students Like Ours	Median Elementary School
Students (n=237)				
Retention rate	2.9%	Up from 2.4%	1.2%	0.9%
Attendance rate	96.1%	No Change	96.2%	96.3%
Served by gifted and talented program	9.2%	N/A	8.6%	7.2%
With disabilities	8.8%	N/A	13.6%	12.4%
Older than usual for grade	2.3%	N/A	2.3%	1.9%
Out-of-school suspensions or expulsions for violent and/or criminal offenses	0.0%	No Change	0.0%	0.0%
Teachers (n=17)				
Teachers with advanced degrees	82.4%	No Change	62.8%	62.5%
Continuing contract teachers	100.0%	No Change	86.5%	83.3%
Teachers returning from previous year	N/A	N/A	89.2%	88.3%
Teacher attendance rate	96.1%	Up from 95.4%	95.0%	95.0%
Average teacher salary*	\$49,353	Up 3.3%	\$48,652	\$48,193
Classes not taught by highly qualified teachers	0.0%	No Change	0.0%	0.0%
Professional development days/teacher	8.4 days	Up from 6.6 days	11.2 days	11.0 days
School				
Principal's years at school	3.0	Up from 2.0	4.5	4.0
Student-teacher ratio in core subjects	20.8 to 1	Up from 17.7 to 1	20.5 to 1	20.1 to 1
Prime instructional time	91.2%	Down from 91.3%	90.1%	90.0%
Opportunities in the arts	Good	No Change	Good	Good
SACS accreditation	Yes	No Change	Yes	Yes
Parents attending conferences	100.0%	No Change	100.0%	100.0%
Character development program	Good	No Change	Excellent	Excellent
Dollars spent per pupil**	\$7,384	Up 8.9%	\$7,006	\$7,364
Percent of expenditures for instruction**	71.0%	Down from 71.5%	68.0%	68.0%
Percent of expenditures for teacher salaries**	70.0%	Up from 69.3%	66.0%	66.0%
ESEA composite index score	100.0	Up from 96.0	88.6	88.0

* Length of contract = 185+ days.

** Prior year audited financial data available.

EVALUATION RESULTS

	Teachers	Students*	Parents*
Number of surveys returned	18	36	26
Percent satisfied with learning environment	100%	100%	100%
Percent satisfied with social and physical environment	100%	94.4%	92%
Percent satisfied with school-home relations	100%	88.9%	92.3%

*Only students at the highest elementary school grade level at this school and their parents were included.

REPORT OF PRINCIPAL AND SCHOOL IMPROVEMENT COUNCIL

The 2012-2013 school year has been very challenging and rewarding at Ruby Elementary School. We have continued the ongoing tradition of providing a child-centered environment that challenges and nurtures our students. Through extremely hard work and dedication from our faculty, staff, students, parents, and community volunteers, many positive achievements have taken place.

Ruby Elementary maintained South Carolina and Southern Association of Colleges and Schools Accreditations. We earned a 96 A on ESEA: 2012 Federal Accountability System.

Students at Ruby Elementary continue to increase PASS scores in all areas. Ruby Elementary earned a Good on Absolute rating on 2012 School Report Card. As a result of this accomplishment, Ruby Elementary received the Palmetto Silver Award for general performance and Silver Award for making substantial progress in closing achievement gaps in the 2012 Palmetto Gold and Silver Awards Program.

Parents and community involvement in the school was encouraged in many ways. Grandparents were invited to lunch for Grandparents' Day. Several members of the community were invited to share their favorite books with students during "Ruby Reads". Parents were invited to participate in events such as parenting workshops, book fairs, reading with students, as well as end of year programs and awards ceremonies. The community as a whole is dedicated to our students.

Ruby Elementary Students have the opportunity to participate in various community service projects. This year students raised over \$3,000 for the American Cancer Society through Relay for Life.

Ruby Elementary continues to work cooperatively with the community to provide a positive environment that enables all students to earn a quality education. We envision continued success during the 2013-2014 school year.

Beth K. Suggs, Principal
Robbin Usher, School Improvement Council Chair

Comprehensive detail, including definitions of ratings, performance criteria, and explanations of status, is available on www.ed.sc.gov and www.eoc.sc.gov as well as school and school district websites.

Printed versions are available from school districts upon request.

Abbreviations Key

N/A Not Applicable N/AV Not Available N/C Not Collected N/R Not Reported I/S Insufficient Sample TBD To be determined

NI Newly Identified CSI Continuing School Improvement CA Corrective Action RP Plan to Restructure R Restructure DELAY School Improvement Status HOLD School Improvement Status