



# SC Annual School Report Card Summary

Plainview Elementary School  
 Chesterfield County  
 Grades: PK-6 Enrollment: 183  
 Principal: Beth Melton  
 Superintendent: J. Harrison Goodwin, Ed. D.  
 Board Chair: James N. Sweeney

## PERFORMANCE

Comprehensive detail, including definitions of ratings, performance criteria, and explanations of status, is available on [www.ed.sc.gov](http://www.ed.sc.gov) and [www.eoc.sc.gov](http://www.eoc.sc.gov) as well as school and school district websites. Printed versions are available from school districts upon request.

YEAR	ABSOLUTE RATING	GROWTH RATING	PALMETTO GOLD AND SILVER AWARD		ESEA/FEDERAL ACCOUNTABILITY RATING SYSTEM	
			General Performance	Closing the Gap	ESEA Grade	Accountability Indicator
2013	Good	Average	TBD	TBD	A	N/A
2012	Good	Average	N/A	N/A	A	N/A
2011	Good	Excellent	Gold	N/A	Met	N/A

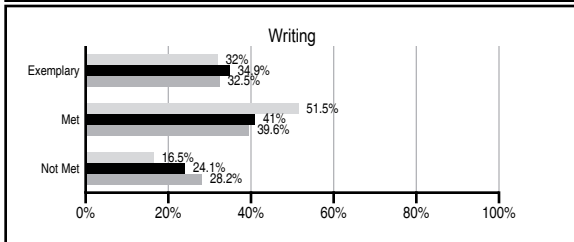
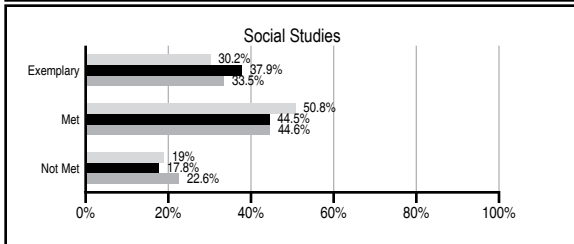
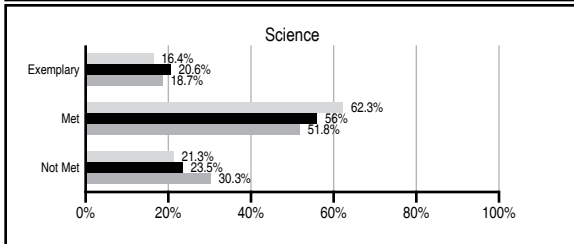
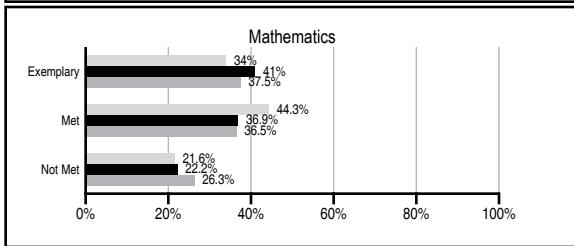
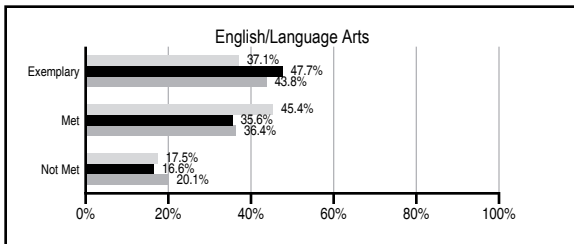
## ABSOLUTE RATINGS OF ELEMENTARY SCHOOLS WITH STUDENTS LIKE OURS\*

EXCELLENT	GOOD	AVERAGE	BELOW AVERAGE	AT-RISK
36	38	30	0	1

\* Ratings are calculated with data available by 11/07/2013. Schools with Students Like Ours are Elementary Schools with Poverty Indices of no more than 5% above or below the index for this school.

## PASS PERFORMANCE

Our School Elementary Schools with Students Like Ours Elementary schools statewide



## NAEP PERFORMANCE\*

\* Performance reported for SC and nation, data not available at school level. Percentages at NAEP Achievement Levels.



## SC PERFORMANCE VISION

By 2020 all students will graduate with the knowledge and skills necessary to compete successfully in the global economy, participate in a democratic society and contribute positively as members of families and communities.

### Abbreviations Key

N/A Not Applicable N/AV Not Available N/C Not Collected N/R Not Reported I/S Insufficient Sample TBD To be determined

# Plainview Elementary School [Chesterfield County]

## SCHOOL PROFILE

	Our School	Change from Last Year	Elementary Schools with Students Like Ours	Median Elementary School
<b>Students (n=183)</b>				
Retention rate	2.2%	No Change	1.2%	0.9%
Attendance rate	96.3%	Down from 96.6%	96.2%	96.3%
Served by gifted and talented program	9.7%	N/A	8.7%	7.2%
With disabilities	8.7%	N/A	12.7%	12.4%
Older than usual for grade	4.1%	N/A	2.1%	1.9%
Out-of-school suspensions or expulsions for violent and/or criminal offenses	0.0%	No Change	0.0%	0.0%
<b>Teachers (n=11)</b>				
Teachers with advanced degrees	54.5%	No Change	64.1%	62.5%
Continuing contract teachers	100.0%	Up from 90.9%	86.6%	83.3%
Teachers returning from previous year	96.7%	Up from 91.1%	89.7%	88.3%
Teacher attendance rate	92.6%	Down from 96.7%	95.0%	95.0%
Average teacher salary*	\$42,109	Up 5.0%	\$49,013	\$48,193
Classes not taught by highly qualified teachers	0.0%	No Change	0.0%	0.0%
Professional development days/teacher	25.2 days	Up from 11.3 days	11.3 days	11.0 days
<b>School</b>				
Principal's years at school	3.0	Up from 2.0	6.0	4.0
Student-teacher ratio in core subjects	20.1 to 1	Up from 17.5 to 1	20.8 to 1	20.1 to 1
Prime instructional time	84.4%	Down from 90.7%	90.1%	90.0%
Opportunities in the arts	Good	No Change	Good	Good
SACS accreditation	Yes	No Change	Yes	Yes
Parents attending conferences	99.2%	Down from 100.0%	100.0%	100.0%
Character development program	Average	No Change	Excellent	Excellent
Dollars spent per pupil**	\$6,166	Down 1.2%	\$6,901	\$7,364
Percent of expenditures for instruction**	62.0%	Down from 63.8%	68.0%	68.0%
Percent of expenditures for teacher salaries**	61.0%	Down from 62.6%	66.0%	66.0%
ESEA composite index score	97.3	Up from 96.0	89.0	88.0

\* Length of contract = 185+ days.

\*\* Prior year audited financial data available.

## REPORT OF PRINCIPAL AND SCHOOL IMPROVEMENT COUNCIL

Plainview Elementary services students in grades pre-kindergarten to sixth grade and has provided a quality education for more than 50 years. One of the school's greatest accomplishments is having met Annual Yearly Progress (AYP) goals, as defined by the state of SC since its origination in 2003.

The school year 2012-2013 was a successful one for Plainview Elementary. We saw many positive accomplishments throughout the school year that can be attributed to the hard work of our students, faculty, staff, and parents.

Plainview utilized MAP and Dominion Assessments data to improve classroom instruction and student achievement. Through data analysis, teachers assess students' strengths and weaknesses to plan for individual student needs. Teachers also used common core standards in classroom instruction along with current state standards to prepare students for the new ELA and math standards adopted by the state.

Plainview students had the opportunity to participate in various community service projects. The students and faculty raised \$1800 for leukemia and lymphoma patients through the Pennies for Patients campaign. Junior Beta students participated in disaster relief efforts throughout the US on a number of occasions this school year. Plainview continues to work in partnership with the community to provide a positive and safe environment that enables students to succeed in earning a quality education in preparation for their next step in life. We truly are "the little school with the big heart".

Beth Melton, Principal Plainview Elementary  
 Marcia Anderson, School Improvement Council Chair

## EVALUATION RESULTS

	Teachers	Students*	Parents*
Number of surveys returned	10	28	24
Percent satisfied with learning environment	100%	78.6%	95.8%
Percent satisfied with social and physical environment	100%	67.9%	90.9%
Percent satisfied with school-home relations	100%	89.3%	95.7%

\*Only students at the highest elementary school grade level at this school and their parents were included.

Comprehensive detail, including definitions of ratings, performance criteria, and explanations of status, is available on [www.ed.sc.gov](http://www.ed.sc.gov) and [www.eoc.sc.gov](http://www.eoc.sc.gov) as well as school and school district websites.

Printed versions are available from school districts upon request.

### Abbreviations Key

N/A Not Applicable N/AV Not Available N/C Not Collected N/R Not Reported I/S Insufficient Sample TBD To be determined

NI Newly Identified CSI Continuing School Improvement CA Corrective Action RP Plan to Restructure R Restructure DELAY School Improvement Status HOLD School Improvement Status