



SC Annual School Report Card Summary

Jefferson Elementary
 Chesterfield County
 Grades: PK-5 Enrollment: 329
 Principal: Wendy P. Folsom
 Superintendent: J. Harrison Goodwin, Ed. D.
 Board Chair: James N. Sweeney

PERFORMANCE

Comprehensive detail, including definitions of ratings, performance criteria, and explanations of status, is available on www.ed.sc.gov and www.eoc.sc.gov as well as school and school district websites. Printed versions are available from school districts upon request.

YEAR	ABSOLUTE RATING	GROWTH RATING	PALMETTO GOLD AND SILVER AWARD		ESEA/FEDERAL ACCOUNTABILITY RATING SYSTEM	
			General Performance	Closing the Gap	ESEA Grade	Accountability Indicator
2013	Excellent	Good	TBD	TBD	A	N/A
2012	Excellent	Good	Gold	N/A	A	N/A
2011	Good	Average	Silver	N/A	Met	N/A

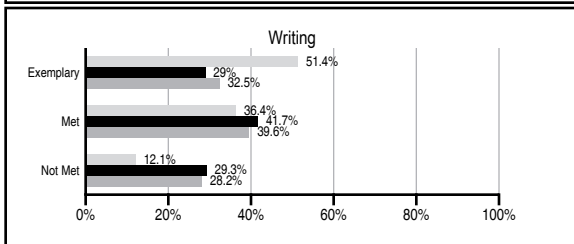
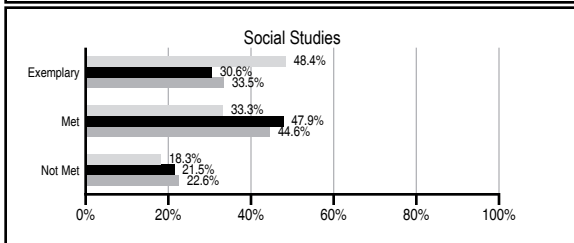
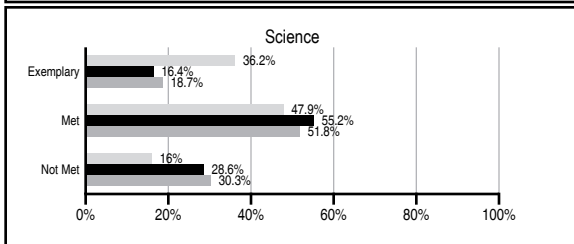
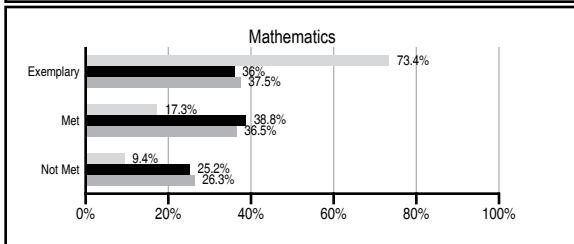
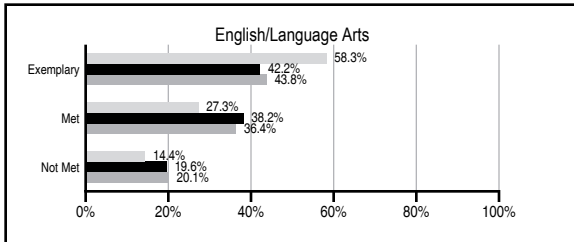
ABSOLUTE RATINGS OF ELEMENTARY SCHOOLS WITH STUDENTS LIKE OURS*

EXCELLENT	GOOD	AVERAGE	BELOW AVERAGE	AT-RISK
14	42	63	2	0

* Ratings are calculated with data available by 11/07/2013. Schools with Students Like Ours are Elementary Schools with Poverty Indices of no more than 5% above or below the index for this school.

PASS PERFORMANCE

Our School
 Elementary Schools with Students Like Ours
 Elementary schools statewide



NAEP PERFORMANCE*

* Performance reported for SC and nation, data not available at school level. Percentages at NAEP Achievement Levels.



SC PERFORMANCE VISION

By 2020 all students will graduate with the knowledge and skills necessary to compete successfully in the global economy, participate in a democratic society and contribute positively as members of families and communities.

Abbreviations Key

N/A Not Applicable N/AV Not Available N/C Not Collected N/R Not Reported I/S Insufficient Sample TBD To be determined

Jefferson Elementary [Chesterfield County]

SCHOOL PROFILE

	Our School	Change from Last Year	Elementary Schools with Students Like Ours	Median Elementary School
Students (n=329)				
Retention rate	3.1%	Down from 4.4%	1.3%	0.9%
Attendance rate	96.5%	Down from 96.6%	96.1%	96.3%
Served by gifted and talented program	12.5%	N/A	7.0%	7.2%
With disabilities	11.7%	N/A	14.2%	12.4%
Older than usual for grade	1.7%	N/A	2.3%	1.9%
Out-of-school suspensions or expulsions for violent and/or criminal offenses	0.0%	Down from 0.3%	0.0%	0.0%
Teachers (n=19)				
Teachers with advanced degrees	89.5%	Up from 85.0%	61.5%	62.5%
Continuing contract teachers	100.0%	Up from 95.0%	85.7%	83.3%
Teachers returning from previous year	95.2%	Up from 87.5%	89.3%	88.3%
Teacher attendance rate	94.3%	Down from 96.2%	94.6%	95.0%
Average teacher salary*	\$50,300	Up 3.4%	\$48,580	\$48,193
Classes not taught by highly qualified teachers	0.0%	No Change	0.0%	0.0%
Professional development days/teacher	16.6 days	No Change	11.2 days	11.0 days
School				
Principal's years at school	8.0	Up from 7.0	5.0	4.0
Student-teacher ratio in core subjects	20.9 to 1	Down from 21.4 to 1	20.1 to 1	20.1 to 1
Prime instructional time	88.7%	Down from 91.0%	89.6%	90.0%
Opportunities in the arts	Good	No Change	Good	Good
SACS accreditation	Yes	No Change	Yes	Yes
Parents attending conferences	45.1%	Down from 100.0%	100.0%	100.0%
Character development program	Excellent	No Change	Excellent	Excellent
Dollars spent per pupil**	\$5,938	Down 14.2%	\$7,473	\$7,364
Percent of expenditures for instruction**	69.0%	Up from 68.6%	68.0%	68.0%
Percent of expenditures for teacher salaries**	69.0%	Up from 65.7%	65.0%	66.0%
ESEA composite index score	97.8	Down from 99.8	87.6	88.0

* Length of contract = 185+ days.

** Prior year audited financial data available.

EVALUATION RESULTS

	Teachers	Students*	Parents*
Number of surveys returned	14	43	40
Percent satisfied with learning environment	100%	88.4%	100%
Percent satisfied with social and physical environment	100%	95.3%	92.7%
Percent satisfied with school-home relations	78.5%	95.4%	87.8%

*Only students at the highest elementary school grade level at this school and their parents were included.

REPORT OF PRINCIPAL AND SCHOOL IMPROVEMENT COUNCIL

The 2012-2013 school year at Jefferson Elementary School has proven to be a successful one. Our students continue to make significant gains in academics, athletics, and community service. We are proud of their accomplishments.

Jefferson Elementary School strives to meet the rigorous requirements set forth by the state of South Carolina and the federal government. All certified and non-certified staff meets the "Highly Qualified" status defined by NCLB. Students at Jefferson Elementary continue to increase PASS scores in all areas. For this effort, our school has earned an "Excellent" classification for overall rating on the School Report Card for this school year. As a result of this accomplishment, Jefferson Elementary School has been recognized as a Palmetto Silver Award winning school in 2004-2005, 2005-2006, 2006-07, and 2007-08. In 2010-11 and 2011-12 we received a Palmetto Gold Award for our "Excellent" rating.

In addition to instruction received in the classroom, Jefferson Elementary tries to enrich and broaden the students' educational experiences through various extracurricular activities. Educational field trips are taken to aquariums, museums, zoos, and state parks. Sandhills Fire Department spends one day with us in October to demonstrate to students aspects of fire safety. PTO has sponsored many activities this year for students including: Mega Party, Awards Days, All A Banquet, Honor Roll Party, and student dances.

Jefferson Elementary students have the opportunity to participate in various community service projects. This year the students have raised \$3,000 + for The American Cancer Society through Relay for Life, collected many pints of blood for the Red Cross, and raised over \$1,200 for St. Jude Children's Research Hospital through participation in St. Jude Math-a-Thon.

Jefferson Elementary School is committed to excellence and is proud to provide a safe and nurturing environment that challenges all of its students to grow and learn. With the support of parents, community, and businesses, the students of our school will continue this tradition.

Wendy Folsom, Principal Jefferson Elementary School
Beverly Kirkley, School Improvement Council Chair

Comprehensive detail, including definitions of ratings, performance criteria, and explanations of status, is available on www.ed.sc.gov and www.eoc.sc.gov as well as school and school district websites.

Printed versions are available from school districts upon request.

Abbreviations Key

N/A Not Applicable N/AV Not Available N/C Not Collected N/R Not Reported I/S Insufficient Sample TBD To be determined

NI Newly Identified CSI Continuing School Improvement CA Corrective Action RP Plan to Restructure R Restructure DELAY School Improvement Status HOLD School Improvement Status