



SC Annual School Report Card Summary

Edwards Elementary
 Chesterfield County
 Grades: PK-5 Enrollment: 499
 Principal: Kim Gaskins
 Superintendent: J. Harrison Goodwin, Ed. D.
 Board Chair: James N. Sweeney

PERFORMANCE

Comprehensive detail, including definitions of ratings, performance criteria, and explanations of status, is available on www.ed.sc.gov and www.eoc.sc.gov as well as school and school district websites. Printed versions are available from school districts upon request.

YEAR	ABSOLUTE RATING	GROWTH RATING	PALMETTO GOLD AND SILVER AWARD		ESEA/FEDERAL ACCOUNTABILITY RATING SYSTEM	
			General Performance	Closing the Gap	ESEA Grade	Accountability Indicator
2013	Good	Average	TBD	TBD	A	Reward
2012	Good	Average	N/A	N/A	A	Reward
2011	Average	Average	Silver	N/A	Not Met	N/A

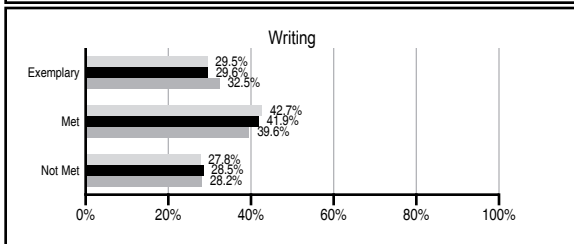
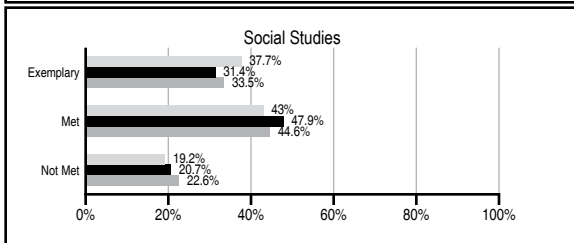
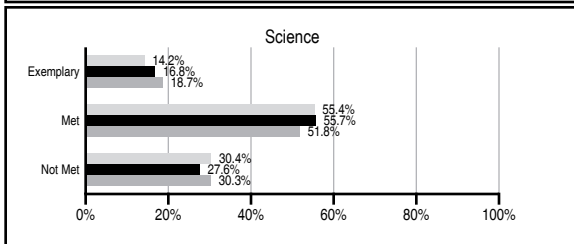
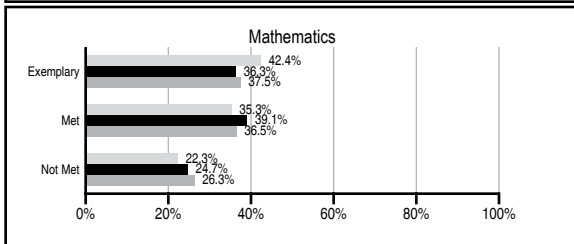
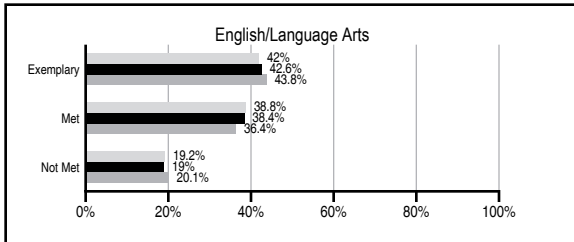
ABSOLUTE RATINGS OF ELEMENTARY SCHOOLS WITH STUDENTS LIKE OURS*

EXCELLENT	GOOD	AVERAGE	BELOW AVERAGE	AT-RISK
14	47	58	1	0

* Ratings are calculated with data available by 11/07/2013. Schools with Students Like Ours are Elementary Schools with Poverty Indices of no more than 5% above or below the index for this school.

PASS PERFORMANCE

Our School
 Elementary Schools with Students Like Ours
 Elementary schools statewide



NAEP PERFORMANCE*

* Performance reported for SC and nation, data not available at school level. Percentages at NAEP Achievement Levels.



SC PERFORMANCE VISION

By 2020 all students will graduate with the knowledge and skills necessary to compete successfully in the global economy, participate in a democratic society and contribute positively as members of families and communities.

Abbreviations Key

N/A Not Applicable N/AV Not Available N/C Not Collected N/R Not Reported I/S Insufficient Sample TBD To be determined

Edwards Elementary [Chesterfield County]

SCHOOL PROFILE

	Our School	Change from Last Year	Elementary Schools with Students Like Ours	Median Elementary School
Students (n=499)				
Retention rate	1.4%	Up from 0.2%	1.3%	0.9%
Attendance rate	96.0%	Down from 96.1%	96.2%	96.3%
Served by gifted and talented program	7.4%	N/A	7.0%	7.2%
With disabilities	4.7%	N/A	14.1%	12.4%
Older than usual for grade	0.9%	N/A	2.2%	1.9%
Out-of-school suspensions or expulsions for violent and/or criminal offenses	0.0%	No Change	0.0%	0.0%
Teachers (n=33)				
Teachers with advanced degrees	78.8%	Down from 81.3%	62.5%	62.5%
Continuing contract teachers	93.9%	Down from 96.9%	85.7%	83.3%
Teachers returning from previous year	93.6%	Up from 90.5%	89.3%	88.3%
Teacher attendance rate	95.6%	Down from 97.0%	94.7%	95.0%
Average teacher salary*	\$50,051	Up 4.4%	\$48,696	\$48,193
Classes not taught by highly qualified teachers	0.0%	No Change	0.0%	0.0%
Professional development days/teacher	19.1 days	Up from 9.5 days	11.2 days	11.0 days
School				
Principal's years at school	3.0	Up from 2.0	5.0	4.0
Student-teacher ratio in core subjects	N/R	N/R	20.1 to 1	20.1 to 1
Prime instructional time	89.1%	Down from 90.9%	89.7%	90.0%
Opportunities in the arts	Good	No Change	Good	Good
SACS accreditation	Yes	No Change	Yes	Yes
Parents attending conferences	100.0%	No Change	100.0%	100.0%
Character development program	Average	No Change	Excellent	Excellent
Dollars spent per pupil**	\$6,738	Up 14.9%	\$7,297	\$7,364
Percent of expenditures for instruction**	69.0%	Down from 69.1%	68.0%	68.0%
Percent of expenditures for teacher salaries**	68.0%	Up from 67.2%	65.5%	66.0%
ESEA composite index score	90.9	Down from 98.1	87.9	88.0

* Length of contract = 185+ days.

** Prior year audited financial data available.

REPORT OF PRINCIPAL AND SCHOOL IMPROVEMENT COUNCIL

The mission of Edwards Elementary is to prepare students to become responsible individuals by creating a positive environment where dedicated staff, parents, and community members work together to provide opportunities for success and creativity through academics and the arts. Our staff continued to grow professionally with the assistance and guidance of two Literacy Coaches. The district placed great emphasis on staff development in the areas of literacy and math. RTI teachers have continued to contribute to the growth of the Dominie Reading levels of our primary students. The Kindergarten Connection program continues to bridge the gap and better prepare our students for first grade. This program continued through the summer to address social development and academic weaknesses. Our school continues to be one of the most technologically advanced elementary schools in the district. All classrooms are equipped with computer, printer, Promethean boards, LCD projector, ACTIV votes, and wands. With the use of our V-brick, we can telecast our news show into each classroom throughout the school. Edwards Elementary continues to stress the importance of community services by holding fundraisers for Pennies For Patients, Relay For Life, Paws & Claws, Connie Maxwell Home, St. Jude Hospital, and care packages for soldiers. We thank every parent and community member for your continued support of our school.

Kim Gaskins, Principal

EVALUATION RESULTS

	Teachers	Students*	Parents*
Number of surveys returned	21	66	32
Percent satisfied with learning environment	85.7%	89.4%	93.7%
Percent satisfied with social and physical environment	95.3%	92.4%	93.8%
Percent satisfied with school-home relations	95.3%	80.6%	87.5%

*Only students at the highest elementary school grade level at this school and their parents were included.

Comprehensive detail, including definitions of ratings, performance criteria, and explanations of status, is available on www.ed.sc.gov and www.eoc.sc.gov as well as school and school district websites.

Printed versions are available from school districts upon request.

Abbreviations Key

N/A Not Applicable N/AV Not Available N/C Not Collected N/R Not Reported I/S Insufficient Sample TBD To be determined
 NI Newly Identified CSI Continuing School Improvement CA Corrective Action RP Plan to Restructure R Restructure DELAY School Improvement Status HOLD School Improvement Status