



SC Annual School Report Card Summary

The Academy for Teaching and Learning
 Chester County
 Grades: K-8 Enrollment: 330
 Principal: Robyn Brakefield and Mary Ann Dawkins
 Superintendent: Dr. Agnes Slayman
 Board Chair: Mrs. Maggie J. James

PERFORMANCE

Comprehensive detail, including definitions of ratings, performance criteria, and explanations of status, is available on www.ed.sc.gov and www.eoc.sc.gov as well as school and school district websites. Printed versions are available from school districts upon request.

YEAR	ABSOLUTE RATING	GROWTH RATING	PALMETTO GOLD AND SILVER AWARD		ESEA/FEDERAL ACCOUNTABILITY RATING SYSTEM	
			General Performance	Closing the Gap	ESEA Grade	Accountability Indicator
2013	Average	Below Average	TBD	TBD	C	N/A
2012	Average	Average	N/A	N/A	C	N/A
2011	Average	Average	Silver	N/A	Not Met	N/A

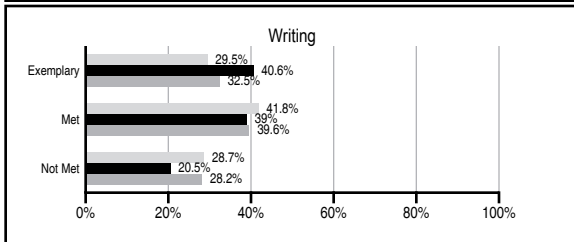
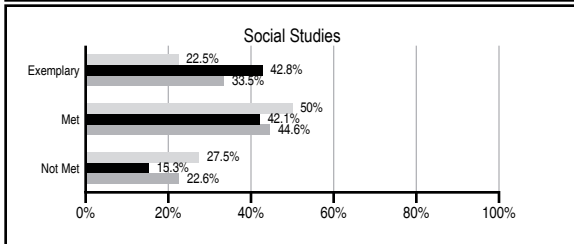
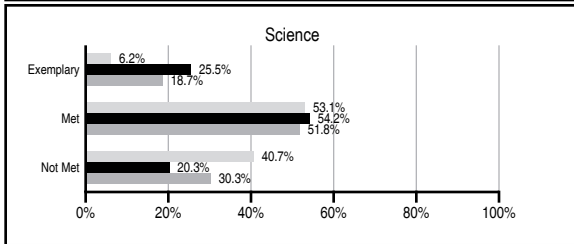
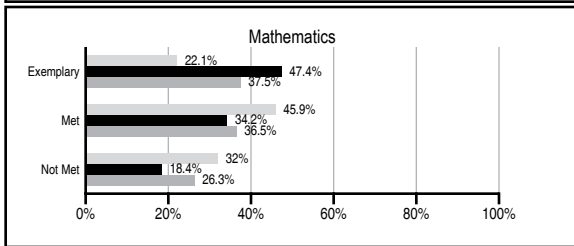
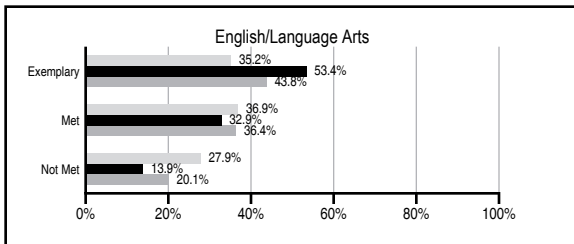
ABSOLUTE RATINGS OF ELEMENTARY SCHOOLS WITH STUDENTS LIKE OURS*

EXCELLENT	GOOD	AVERAGE	BELOW AVERAGE	AT-RISK
41	21	4	1	0

* Ratings are calculated with data available by 11/07/2013. Schools with Students Like Ours are Elementary Schools with Poverty Indices of no more than 5% above or below the index for this school.

PASS PERFORMANCE

Our School
 Elementary Schools with Students Like Ours
 Elementary schools statewide



NAEP PERFORMANCE*

* Performance reported for SC and nation, data not available at school level. Percentages at NAEP Achievement Levels.



SC PERFORMANCE VISION

By 2020 all students will graduate with the knowledge and skills necessary to compete successfully in the global economy, participate in a democratic society and contribute positively as members of families and communities.

Abbreviations Key

N/A Not Applicable N/AV Not Available N/C Not Collected N/R Not Reported I/S Insufficient Sample TBD To be determined

**The Academy for Teaching and Learning
[Chester County]**

SCHOOL PROFILE

	Our School	Change from Last Year	Elementary Schools with Students Like Ours	Median Elementary School
Students (n=330)				
Retention rate	0.0%	No Change	0.8%	0.9%
Attendance rate	95.3%	Down from 95.6%	96.7%	96.3%
Served by gifted and talented program	0.0%	N/A	10.6%	7.2%
With disabilities	11.3%	N/A	11.2%	12.4%
Older than usual for grade	1.2%	N/A	1.4%	1.9%
Out-of-school suspensions or expulsions for violent and/or criminal offenses	0.0%	No Change	0.0%	0.0%
Teachers (n=24)				
Teachers with advanced degrees	66.7%	Down from 78.9%	63.9%	62.5%
Continuing contract teachers	75.0%	Down from 84.2%	82.2%	83.3%
Teachers returning from previous year	96.4%	Up from 94.4%	89.7%	88.3%
Teacher attendance rate	95.4%	Up from 95.2%	95.2%	95.0%
Average teacher salary*	\$48,189	Up 0.5%	\$48,958	\$48,193
Classes not taught by highly qualified teachers	1.1%	Down from 6.5%	0.0%	0.0%
Professional development days/teacher	11.3 days	Up from 7.6 days	11.0 days	11.0 days
School				
Principal's years at school	7.0	Up from 6.0	4.0	4.0
Student-teacher ratio in core subjects	20.4 to 1	Up from 18.8 to 1	21.0 to 1	20.1 to 1
Prime instructional time	89.7%	Up from 89.6%	90.7%	90.0%
Opportunities in the arts	Poor	No Change	Good	Good
SACS accreditation	No	No Change	Yes	Yes
Parents attending conferences	99.3%	Down from 99.7%	100.0%	100.0%
Character development program	Excellent	Up from Good	Excellent	Excellent
Dollars spent per pupil**	\$6,904	Down 6.7%	\$6,732	\$7,364
Percent of expenditures for instruction**	65.0%	Up from 61.1%	69.0%	68.0%
Percent of expenditures for teacher salaries**	64.0%	Up from 58.4%	67.0%	66.0%
ESEA composite index score	75.4	Up from 74.3	91.7	88.0

* Length of contract = 185+ days.

** Prior year audited financial data available.

EVALUATION RESULTS

	Teachers	Students*	Parents*
Number of surveys returned	24	38	31
Percent satisfied with learning environment	91.7%	100%	96.8%
Percent satisfied with social and physical environment	100%	100%	93.5%
Percent satisfied with school-home relations	100%	100%	100%

*Only students at the highest elementary school grade level at this school and their parents were included.

REPORT OF PRINCIPAL AND SCHOOL IMPROVEMENT COUNCIL

The faculty, parents, students, and community members have worked diligently to establish a learning environment that promotes optimal learning. The Academy for Teaching and Learning (Academy) has developed a school mission that values each child and faculty member as an individual and strives to provide support and encouragement that ensures that all members of the school family reach academic and social success. The Academy's goals to focus on professional development and reflection of student progress will ensure that all students reach academic and social excellence.

The Academy implemented a systematic approach in gathering student data from various sources (PACT, MAP, formal and informal assessments, and interest inventories) to determine academic remediation and acceleration opportunities. Staff members used the results from the data to reflect on their teaching practices and search for various strategies to reach all learners. Students were provided an additional hour of instruction each day during the school's extended day program. PACT and MAP data showed a positive impact on student achievement.

The Academy has established a strong sense of community for all the students who attend the school. Middle school students are given the opportunity to work with younger students in the school's mentoring program. Weekly gathering are held on Fridays that showcase students learning and recognize Students of the Week, Perfect attendance, Honor Roll, and Good Citizens Awards. The school continued to involve every student in service learning projects that help the community. The Academy focused on community hunger with several food drives to stock the local food pantry. The school participated in Relay for Life and raised funds to fight cancer. The school continued to implement the components of the Heartwood Character Education curriculum with students.

Students are given a variety of extra-curricular activities during the school's extended day program and during regular school hours. Students have the opportunity to participate in 4-H activities, Junior Achievement, Student Council, YMCA swimming lessons, band, steel drums, chorus, cheerleading, and dance. Each nine weeks, students are given a survey to determine opportunities for enrichment.

Parent involvement continues to drive the school's mission and support faculty and students. Parents are an active component of the success of the school. Parents serve as board members to govern the schools and participate on committees that promote student success.

In the future, the Academy will continue to make data driven decisions that identify areas of weakness and focus on professional development to establish "best practices" in teaching. This will give every student at the Academy an opportunity to reach their full potential.

Robyn Brakefield
Mary Ann Dawkins
Directors

Comprehensive detail, including definitions of ratings, performance criteria, and explanations of status, is available on www.ed.sc.gov and www.eoc.sc.gov as well as school and school district websites.

Printed versions are available from school districts upon request.

Abbreviations Key

N/A Not Applicable N/AV Not Available N/C Not Collected N/R Not Reported I/S Insufficient Sample TBD To be determined

NI Newly Identified CSI Continuing School Improvement CA Corrective Action RP Plan to Restructure R Restructure DELAY School Improvement Status HOLD School Improvement Status