

# SC Annual School Report Card Summary

Chester Park Center of Literacy through Technology  
 Chester County  
 Grades: K-5 Enrollment: 443  
 Principal: Dr. Tammy Graham  
 Superintendent: Dr. Agnes Slayman  
 Board Chair: Mrs. Maggie J. James

## PERFORMANCE

Comprehensive detail, including definitions of ratings, performance criteria, and explanations of status, is available on [www.ed.sc.gov](http://www.ed.sc.gov) and [www.eoc.sc.gov](http://www.eoc.sc.gov) as well as school and school district websites. Printed versions are available from school districts upon request.

YEAR	ABSOLUTE RATING	GROWTH RATING	PALMETTO GOLD AND SILVER AWARD		ESEA/FEDERAL ACCOUNTABILITY RATING SYSTEM	
			General Performance	Closing the Gap	ESEA Grade	Accountability Indicator
2013	Average	Average	TBD	TBD	F	N/A
2012	Below Average	Average	N/A	N/A	F	N/A
2011	Below Average	Average	Silver	N/A	Not Met	N/A

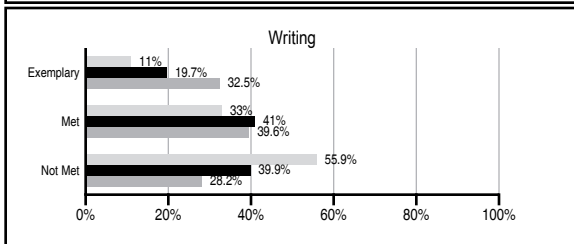
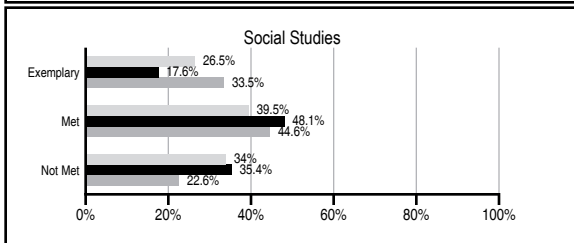
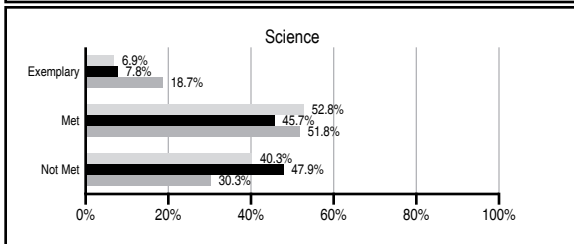
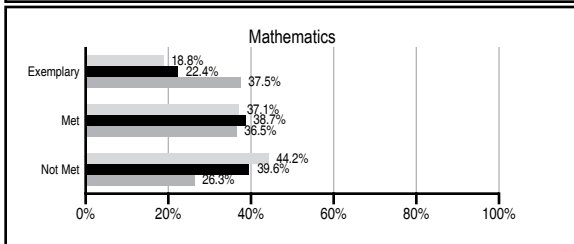
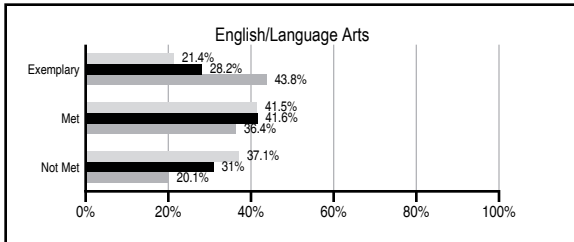
## ABSOLUTE RATINGS OF ELEMENTARY SCHOOLS WITH STUDENTS LIKE OURS\*

EXCELLENT	GOOD	AVERAGE	BELOW AVERAGE	AT-RISK
1	13	98	45	15

\* Ratings are calculated with data available by 11/07/2013. Schools with Students Like Ours are Elementary Schools with Poverty Indices of no more than 5% above or below the index for this school.



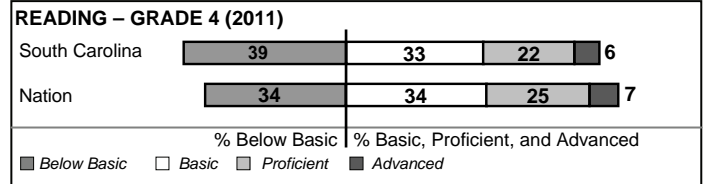
## PASS PERFORMANCE

Our School  
 Elementary Schools with Students Like Ours  
 Elementary schools statewide



## NAEP PERFORMANCE\*

\* Performance reported for SC and nation, data not available at school level. Percentages at NAEP Achievement Levels.



## SC PERFORMANCE VISION

*By 2020 all students will graduate with the knowledge and skills necessary to compete successfully in the global economy, participate in a democratic society and contribute positively as members of families and communities.*

### Abbreviations Key

N/A Not Applicable N/AV Not Available N/C Not Collected N/R Not Reported I/S Insufficient Sample TBD To be determined

# Chester Park Center of Literacy through Technology [Chester County]

## SCHOOL PROFILE

	Our School	Change from Last Year	Elementary Schools with Students Like Ours	Median Elementary School
<b>Students (n=443)</b>				
Retention rate	2.9%	Up from 2.1%	1.1%	0.9%
Attendance rate	95.4%	Down from 95.9%	95.9%	96.3%
Served by gifted and talented program	6.0%	N/A	2.6%	7.2%
With disabilities	15.8%	N/A	13.5%	12.4%
Older than usual for grade	3.1%	N/A	3.0%	1.9%
Out-of-school suspensions or expulsions for violent and/or criminal offenses	0.0%	No Change	0.0%	0.0%
<b>Teachers (n=28)</b>				
Teachers with advanced degrees	60.7%	Down from 67.9%	60.3%	62.5%
Continuing contract teachers	64.3%	Down from 78.6%	76.4%	83.3%
Teachers returning from previous year	75.7%	Down from 80.5%	84.6%	88.3%
Teacher attendance rate	92.2%	Down from 95.3%	94.9%	95.0%
Average teacher salary*	\$41,666	Down 2.4%	\$46,095	\$48,193
Classes not taught by highly qualified teachers	1.9%	No Change	0.0%	0.0%
Professional development days/teacher	10.5 days	Up from 4.0 days	10.4 days	11.0 days
<b>School</b>				
Principal's years at school	1.0	Down from 5.0	4.0	4.0
Student-teacher ratio in core subjects	20.7 to 1	Down from 22.2 to 1	18.2 to 1	20.1 to 1
Prime instructional time	85.5%	Down from 89.2%	89.6%	90.0%
Opportunities in the arts	Excellent	Up from Good	Good	Good
SACS accreditation	Yes	No Change	Yes	Yes
Parents attending conferences	100.0%	No Change	100.0%	100.0%
Character development program	Good	Up from Average	Good	Excellent
Dollars spent per pupil**	\$4,219	Down 13.6%	\$8,246	\$7,364
Percent of expenditures for instruction**	83.0%	Down from 83.1%	67.0%	68.0%
Percent of expenditures for teacher salaries**	81.0%	Up from 80.2%	64.0%	66.0%
ESEA composite index score	58.7	Up from 46.2	71.5	88.0

\* Length of contract = 185+ days.

\*\* Prior year audited financial data available.

## EVALUATION RESULTS

	Teachers	Students*	Parents*
Number of surveys returned	25	78	55
Percent satisfied with learning environment	92%	80.8%	76.4%
Percent satisfied with social and physical environment	91.7%	80.8%	76.3%
Percent satisfied with school-home relations	28%	79.2%	74.1%

\*Only students at the highest elementary school grade level at this school and their parents were included.

Comprehensive detail, including definitions of ratings, performance criteria, and explanations of status, is available on [www.ed.sc.gov](http://www.ed.sc.gov) and [www.eoc.sc.gov](http://www.eoc.sc.gov) as well as school and school district websites.

Printed versions are available from school districts upon request.

## REPORT OF PRINCIPAL AND SCHOOL IMPROVEMENT COUNCIL

The 2012-2013 school year proved to be an exciting and successful one as we continued to build a tradition of excellence at Chester Park Center of Literacy through Technology (COLT). School improvement continues to be our focus. Teachers, staff, parents, and the community have collaborated to assist our school in raising the level of student achievement. Learning and teaching, is becoming the major focus of COLT as we continue our journey of becoming a Professional Learning Community.

At COLT, we think it is critical to prepare students for the future through the use of technology. We live in a technology-driven society and our students must be a part of that to be academically competitive with their peers. Technology resources are desired tools in the classroom because they are so widely used, not only by children but also by adults around the world. By providing Promethean Boards in every classroom, Innotab learning tablets in K – 2nd, laptops for students in grades 3rd – 5th, jumpdrives for electronic portfolios, and iPads for all staff members, we are continuing to increase the use of technology in classrooms. Also, an online software program, RAZ Kids, was implemented to raise the level of student achievement in reading.

COLT has successfully completed its first year of implementing a Positive Behavior Intervention Support (PBIS) program. The PBIS plan was designed to promote success in all students by rewarding positive behaviors. COLT students were encouraged to display the following COLT characteristics: Courtesy, Ownership, Leadership, and Teamwork. This program has shaped the foundation of providing an environment where teachers and students are excited about teaching and learning. COLT continues the tradition of celebrating students throughout the year in Pinning Ceremonies, COLT Kid of the Month Celebrations, and MAP and PASS recognitions.

COLT continues to refine the quality of education we provide for our students as well as the enrichment opportunities outside of the core curriculum. In-house programs such as Junior Achievement, 4-H Clubs, and AcE Clubs were provided to supplement and enrich the basic curriculum. COLT worked with students, parents, and community to raise money for American Heart Association, American Cancer Society, Leukemia and Lymphoma Society and other charitable organizations. Also, our student council provided leadership and community service for various school and community projects.

We are very encouraged by the direction COLT is headed. PTO and the School Improvement Council continued their support for the staff and students. Opportunities for family and community involvement included: Title I Family Night; Family Literacy Night; Author's Tea; Writing Night; Math Game Night; PASS, MAP and Homework Tips parent workshops; Donuts for Dads / Muffins for Moms; An Evening of Stars; and Open House. Numerous business and organizations provided support to the school this year. There is so much to be proud of at COLT, and we will continue to strive to teach our students the skills they need to be successful in life.

Dr. Tammy Graham, Principal

Costilla Morris-Johnson, SIC Chairperson

### Abbreviations Key

N/A Not Applicable N/AV Not Available N/C Not Collected N/R Not Reported I/S Insufficient Sample TBD To be determined

NI Newly Identified CSI Continuing School Improvement CA Corrective Action RP Plan to Restructure R Restructure DELAY School Improvement Status HOLD School Improvement Status