



# SC Annual School Report Card Summary

Lewisville Elementary  
 Chester County  
 Grades: PK-5 Enrollment: 543  
 Principal: Wanda F. Frederick  
 Superintendent: Dr. Agnes Slayman  
 Board Chair: Mrs. Maggie J. James

## PERFORMANCE

Comprehensive detail, including definitions of ratings, performance criteria, and explanations of status, is available on [www.ed.sc.gov](http://www.ed.sc.gov) and [www.eoc.sc.gov](http://www.eoc.sc.gov) as well as school and school district websites. Printed versions are available from school districts upon request.

YEAR	ABSOLUTE RATING	GROWTH RATING	PALMETTO GOLD AND SILVER AWARD		ESEA/FEDERAL ACCOUNTABILITY RATING SYSTEM	
			General Performance	Closing the Gap	ESEA Grade	Accountability Indicator
2013	Average	Average	TBD	TBD	C	N/A
2012	Good	Good	Silver	N/A	A	Reward
2011	Average	Average	Silver	N/A	Not Met	RP

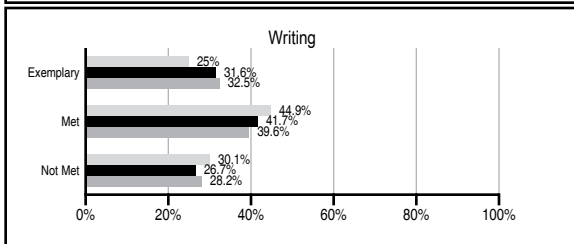
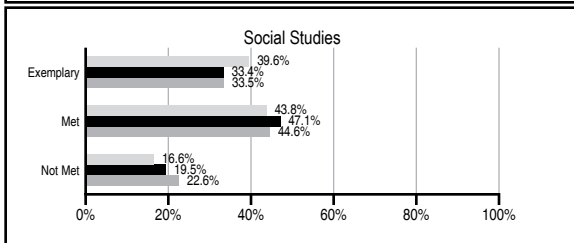
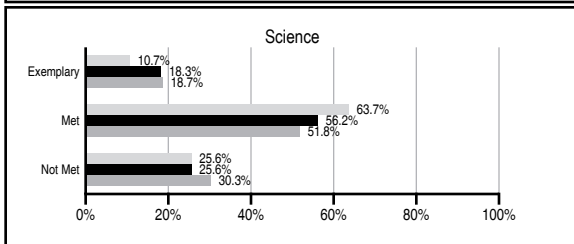
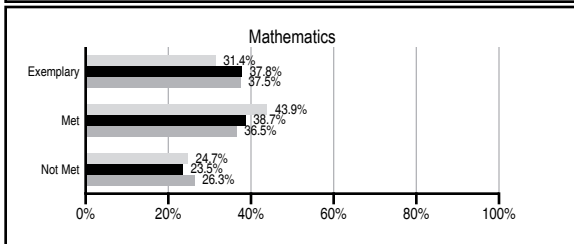
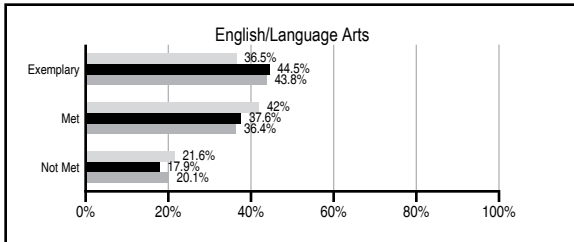
## ABSOLUTE RATINGS OF ELEMENTARY SCHOOLS WITH STUDENTS LIKE OURS\*

EXCELLENT	GOOD	AVERAGE	BELOW AVERAGE	AT-RISK
21	47	54	0	0

\* Ratings are calculated with data available by 11/07/2013. Schools with Students Like Ours are Elementary Schools with Poverty Indices of no more than 5% above or below the index for this school.

## PASS PERFORMANCE

Our School  
 Elementary Schools with Students Like Ours  
 Elementary schools statewide



## NAEP PERFORMANCE\*

\* Performance reported for SC and nation, data not available at school level. Percentages at NAEP Achievement Levels.



## SC PERFORMANCE VISION

*By 2020 all students will graduate with the knowledge and skills necessary to compete successfully in the global economy, participate in a democratic society and contribute positively as members of families and communities.*

### Abbreviations Key

N/A Not Applicable N/AV Not Available N/C Not Collected N/R Not Reported I/S Insufficient Sample TBD To be determined

# Lewisville Elementary [Chester County]

## SCHOOL PROFILE

	Our School	Change from Last Year	Elementary Schools with Students Like Ours	Median Elementary School
<b>Students (n=543)</b>				
Retention rate	0.4%	No Change	1.3%	0.9%
Attendance rate	95.9%	Down from 96.0%	96.2%	96.3%
Served by gifted and talented program	9.5%	N/A	8.2%	7.2%
With disabilities	10.9%	N/A	13.7%	12.4%
Older than usual for grade	2.6%	N/A	2.3%	1.9%
Out-of-school suspensions or expulsions for violent and/or criminal offenses	0.7%	Up from 0.3%	0.0%	0.0%
<b>Teachers (n=34)</b>				
Teachers with advanced degrees	70.6%	Down from 76.5%	62.4%	62.5%
Continuing contract teachers	88.2%	Down from 97.1%	85.7%	83.3%
Teachers returning from previous year	90.8%	Down from 91.4%	89.2%	88.3%
Teacher attendance rate	95.9%	Up from 95.0%	95.0%	95.0%
Average teacher salary*	\$51,047	Down 0.3%	\$48,580	\$48,193
Classes not taught by highly qualified teachers	0.0%	No Change	0.0%	0.0%
Professional development days/teacher	8.5 days	Down from 9.2 days	11.2 days	11.0 days
<b>School</b>				
Principal's years at school	2.0	Up from 1.0	5.0	4.0
Student-teacher ratio in core subjects	24.0 to 1	Up from 21.8 to 1	20.2 to 1	20.1 to 1
Prime instructional time	89.4%	Down from 90.1%	89.9%	90.0%
Opportunities in the arts	Good	No Change	Good	Good
SACS accreditation	Yes	No Change	Yes	Yes
Parents attending conferences	100.0%	No Change	100.0%	100.0%
Character development program	Average	Down from Excellent	Excellent	Excellent
Dollars spent per pupil**	\$6,248	Up 4.0%	\$7,086	\$7,364
Percent of expenditures for instruction**	70.0%	Down from 72.4%	68.0%	68.0%
Percent of expenditures for teacher salaries**	67.0%	Down from 70.8%	66.0%	66.0%
ESEA composite index score	78.7	Down from 97.7	88.1	88.0

\* Length of contract = 185+ days.

\*\* Prior year audited financial data available.

## EVALUATION RESULTS

	Teachers	Students*	Parents*
Number of surveys returned	32	90	57
Percent satisfied with learning environment	68.8%	87.8%	84.2%
Percent satisfied with social and physical environment	81.3%	95.5%	85.9%
Percent satisfied with school-home relations	74.2%	90%	75%

\*Only students at the highest elementary school grade level at this school and their parents were included.

Comprehensive detail, including definitions of ratings, performance criteria, and explanations of status, is available on [www.ed.sc.gov](http://www.ed.sc.gov) and [www.eoc.sc.gov](http://www.eoc.sc.gov) as well as school and school district websites.

Printed versions are available from school districts upon request.

## REPORT OF PRINCIPAL AND SCHOOL IMPROVEMENT COUNCIL

Lewisville Elementary has been one filled with continuous collaboration, excitement, academic achievement and challenges. Improving student achievement continues to be a top priority. We have received the Palmetto Silver Award for the fourth consecutive year. In addition, Lewisville Elementary was also recognized as a Title 1 Reward School for Performance and a Title 1 Reward School for Progress. These academic achievements are attributed to the hard work and dedication of our students, teachers, parents, and community members. We are a team!

At Lewisville Elementary, we continue to strive to promote a professional learning community, which involves collaboration and team building. Teachers are given common planning to collaborate about instructional practices for all students. Discussions are held to provide enrichment as needed. In addition, all teachers serve on various teams to ensure that the needs of the whole child are addressed. Collaborative teams include: School Leadership Team, Data Team, Common Core Implementation Team, Response to Intervention (RtI) Team, and Climate Team. During the 2013-2014 school year, Lewisville Elementary will also serve as a pilot school for the Coordinated Approach to Child Health (C.A.T.C.H.). This program is designed to promote physical activity, healthy food choices, and the prevention of tobacco use in children.

Lewisville Elementary believes in strong community and parental support as Lewisville is a community that is involved in its school. The Watch D.O.G. (Dads of Great Students) has been implemented. This program affords fathers and father figures to volunteer in the building and assist with mentoring, tutoring, or providing assistance in the classroom. Our outstanding Parent Teacher Organization (PTO), School Improvement Council (SIC), parent volunteers, community volunteers, and local businesses also work hard to help improve student achievement. Their dedication and fiscal support of these individuals helped to enhance and build the instructional programs and activities at Lewisville Elementary.

Various extracurricular activities are provided for our students, which include the LES Cub Chorus, Student Council, Flag Patrol, Safety Patrol, Cub Club, Walking Club, WLES News Crew, and Wee Deliver Mail Carriers.

We continue to promote teacher leaders at Lewisville Elementary. As part of the NetSCOPE partnership, in conjunction with Winthrop University, teachers are afforded opportunities to mentor and train interns. They are also provided with a myriad of professional development opportunities in many content areas. In addition, professional development is often teacher driven and teacher led. Teachers continuously review data from needs assessment surveys to determine areas of concern, which has been a major responsibility of our Data Team and Common Core Implementation Team.

Lewisville Elementary strives to increase student achievement by promoting a collaborative learning environment. With the strong support of parents, community, and a dedicated staff, Lewisville Elementary continues to serve students in a nurturing, caring environment, ensuring success to each individual child.

Wanda Frederick  
Principal

Melissa Westbrook

### Abbreviations Key

N/A Not Applicable N/AV Not Available N/C Not Collected N/R Not Reported I/S Insufficient Sample TBD To be determined

NI Newly Identified CSI Continuing School Improvement CA Corrective Action RP Plan to Restructure R Restructure DELAY School Improvement Status HOLD School Improvement Status