



SC Annual School Report Card Summary

Northwest Elementary School
 Cherokee
 Grades: PK-5 Enrollment: 470
 Principal: Kathy Phillips
 Superintendent: Dr. Quincie L. Moore
 Board Chair: Mike Ellis

PERFORMANCE

Comprehensive detail, including definitions of ratings, performance criteria, and explanations of status, is available on www.ed.sc.gov and www.eoc.sc.gov as well as school and school district websites. Printed versions are available from school districts upon request.

YEAR	ABSOLUTE RATING	GROWTH RATING	PALMETTO GOLD AND SILVER AWARD		ESEA/FEDERAL ACCOUNTABILITY RATING SYSTEM	
			General Performance	Closing the Gap	ESEA Grade	Accountability Indicator
2013	Good	Below Average	TBD	TBD	A	Reward
2012	Excellent	Average	Gold	N/A	A	Reward
2011	Good	Average	Silver	N/A	Met	N/A

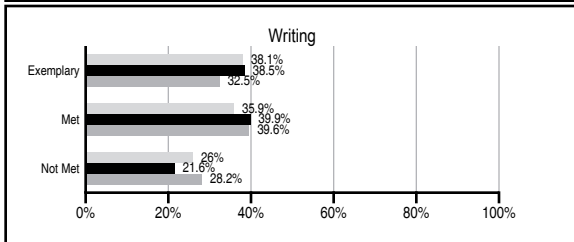
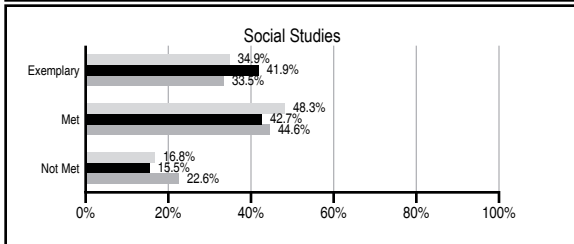
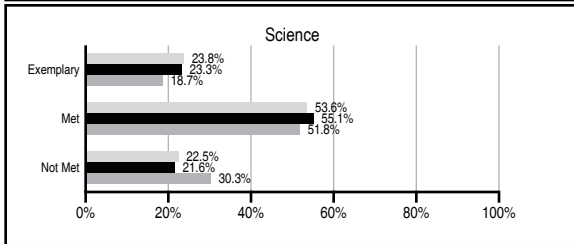
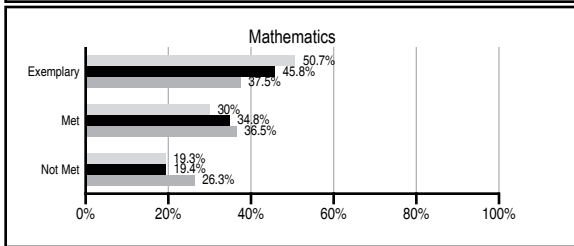
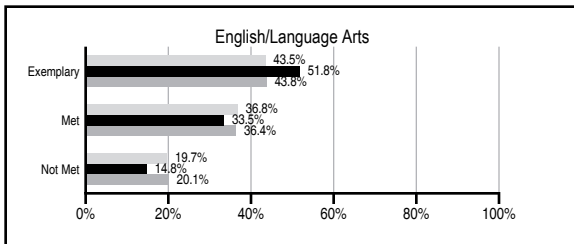
ABSOLUTE RATINGS OF ELEMENTARY SCHOOLS WITH STUDENTS LIKE OURS*

EXCELLENT	GOOD	AVERAGE	BELOW AVERAGE	AT-RISK
42	36	10	0	1

* Ratings are calculated with data available by 11/07/2013. Schools with Students Like Ours are Elementary Schools with Poverty Indices of no more than 5% above or below the index for this school.

PASS PERFORMANCE

Our School Elementary Schools with Students Like Ours Elementary schools statewide



NAEP PERFORMANCE*

* Performance reported for SC and nation, data not available at school level. Percentages at NAEP Achievement Levels.



SC PERFORMANCE VISION

By 2020 all students will graduate with the knowledge and skills necessary to compete successfully in the global economy, participate in a democratic society and contribute positively as members of families and communities.

Abbreviations Key

N/A Not Applicable N/AV Not Available N/C Not Collected N/R Not Reported I/S Insufficient Sample TBD To be determined

Northwest Elementary School [Cherokee]

SCHOOL PROFILE

	Our School	Change from Last Year	Elementary Schools with Students Like Ours	Median Elementary School
Students (n=470)				
Retention rate	0.2%	Down from 0.5%	0.9%	0.9%
Attendance rate	96.2%	Down from 96.6%	96.4%	96.3%
Served by gifted and talented program	8.1%	N/A	9.7%	7.2%
With disabilities	10.7%	N/A	11.6%	12.4%
Older than usual for grade	1.0%	N/A	1.5%	1.9%
Out-of-school suspensions or expulsions for violent and/or criminal offenses	0.0%	No Change	0.0%	0.0%
Teachers (n=31)				
Teachers with advanced degrees	64.5%	Up from 62.5%	65.1%	62.5%
Continuing contract teachers	96.8%	Up from 93.8%	86.8%	83.3%
Teachers returning from previous year	88.4%	No Change	89.7%	88.3%
Teacher attendance rate	96.1%	Up from 95.9%	95.1%	95.0%
Average teacher salary*	\$49,206	Up 1.8%	\$49,947	\$48,193
Classes not taught by highly qualified teachers	0.0%	No Change	0.0%	0.0%
Professional development days/teacher	7.6 days	Up from 7.1 days	11.3 days	11.0 days
School				
Principal's years at school	2.0	Up from 1.0	5.5	4.0
Student-teacher ratio in core subjects	19.8 to 1	Up from 18.9 to 1	20.7 to 1	20.1 to 1
Prime instructional time	91.6%	Down from 92.0%	90.5%	90.0%
Opportunities in the arts	Good	No Change	Good	Good
SACS accreditation	Yes	No Change	Yes	Yes
Parents attending conferences	100.0%	No Change	100.0%	100.0%
Character development program	Excellent	No Change	Excellent	Excellent
Dollars spent per pupil**	\$6,299	Up 3.4%	\$6,984	\$7,364
Percent of expenditures for instruction**	75.0%	Up from 72.6%	69.0%	68.0%
Percent of expenditures for teacher salaries**	71.0%	Down from 71.6%	67.0%	66.0%
ESEA composite index score	95.0	Down from 100.0	90.9	88.0

* Length of contract = 185+ days.

** Prior year audited financial data available.

REPORT OF PRINCIPAL AND SCHOOL IMPROVEMENT COUNCIL

Our Northwest Bobcats had a great school year. Our staff received training for implementing the Common Core Standards, and our students worked diligently to achieve their academic goals. Northwest Bobcats believe in the Power of Learning, and they strive to exemplify the character traits which are necessary to become successful in life. Character education was a focus throughout the instructional program this year.

Our faculty and staff have a good rapport with students, parents, and our community. We have an active PTO and School Improvement Council who assist in meeting the needs of our students and school volunteers have assisted in numerous ways during the school year.

Northwest School received an Excellent Absolute Rating on the 2012 South Carolina School Report Card. Our school was also recognized by the state with the Palmetto Silver Award. Northwest School participated in community service projects during the year. Some of these projects included Jump Rope for Heart, Relay for Life, Humane Society, Meals-On-Wheels Bags of Love, and Cans for Kids. Our students care about others and are willing to contribute in any way possible. Northwest students participated in many academic activities, such as, Accelerated Reader, Junior Beta Club, Friendly Helpers, Student Council, Young Writers' Tea, Project Goal, and Lego Robotics.

The mission of Northwest Elementary School, in conjunction with family and community, is to ensure all students gain skills necessary to achieve personal excellence. Northwest School continues to provide challenging educational programs and experiences in a safe and nurturing environment.

We are looking forward to more successes in academics next year and we appreciate the continued support and cooperation of our school community. We are extremely proud of our Northwest Bobcats!

Kathy Phillips, Principal
Rene Joyner, SIC Chair

EVALUATION RESULTS

	Teachers	Students*	Parents*
Number of surveys returned	28	73	45
Percent satisfied with learning environment	100%	98.6%	84.4%
Percent satisfied with social and physical environment	100%	94.5%	95.6%
Percent satisfied with school-home relations	100%	84.9%	84.4%

*Only students at the highest elementary school grade level at this school and their parents were included.

Comprehensive detail, including definitions of ratings, performance criteria, and explanations of status, is available on www.ed.sc.gov and www.eoc.sc.gov as well as school and school district websites.

Printed versions are available from school districts upon request.

Abbreviations Key

N/A Not Applicable N/AV Not Available N/C Not Collected N/R Not Reported I/S Insufficient Sample TBD To be determined

NI Newly Identified CSI Continuing School Improvement CA Corrective Action RP Plan to Restructure R Restructure DELAY School Improvement Status HOLD School Improvement Status