



SC Annual School Report Card Summary

Grassy Pond Elementary
 Cherokee
 Grades: PK-5 Enrollment: 521
 Principal: Ashley B. Clary
 Superintendent: Dr. Quincie L. Moore
 Board Chair: Mike Ellis

PERFORMANCE

Comprehensive detail, including definitions of ratings, performance criteria, and explanations of status, is available on www.ed.sc.gov and www.eoc.sc.gov as well as school and school district websites. Printed versions are available from school districts upon request.

| YEAR | ABSOLUTE RATING | GROWTH RATING | PALMETTO GOLD AND SILVER AWARD | | ESEA/FEDERAL ACCOUNTABILITY RATING SYSTEM | |
|------|-----------------|---------------|--------------------------------|-----------------|---|--------------------------|
| | | | General Performance | Closing the Gap | ESEA Grade | Accountability Indicator |
| 2013 | Average | Average | TBD | TBD | B | Focus |
| 2012 | Good | Average | N/A | N/A | B | Focus |
| 2011 | Good | Average | Silver | N/A | Not Met | N/A |

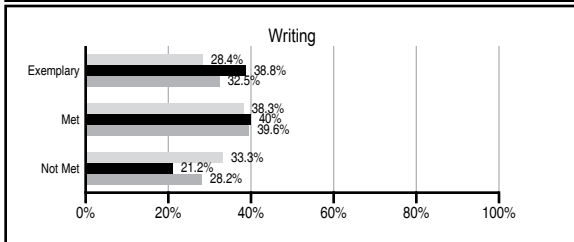
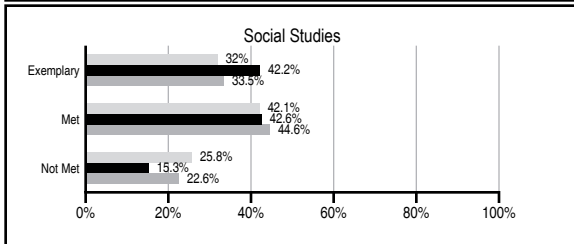
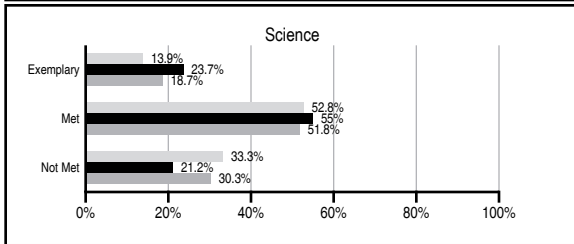
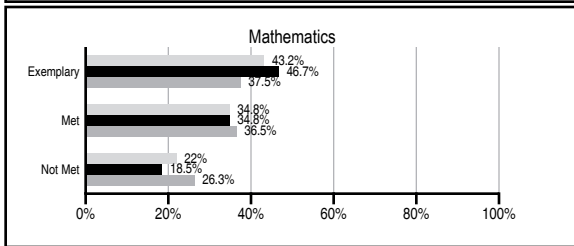
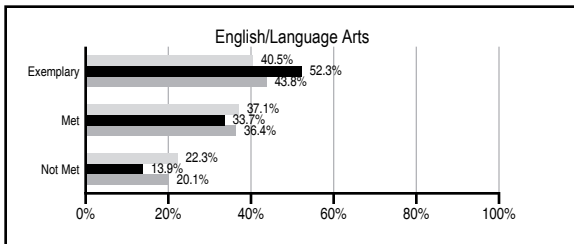
ABSOLUTE RATINGS OF ELEMENTARY SCHOOLS WITH STUDENTS LIKE OURS*

| EXCELLENT | GOOD | AVERAGE | BELOW AVERAGE | AT-RISK |
|-----------|------|---------|---------------|---------|
| 38 | 31 | 6 | 0 | 0 |

* Ratings are calculated with data available by 11/07/2013. Schools with Students Like Ours are Elementary Schools with Poverty Indices of no more than 5% above or below the index for this school.

PASS PERFORMANCE

Our School Elementary Schools with Students Like Ours Elementary schools statewide



NAEP PERFORMANCE*

* Performance reported for SC and nation, data not available at school level. Percentages at NAEP Achievement Levels.



SC PERFORMANCE VISION

By 2020 all students will graduate with the knowledge and skills necessary to compete successfully in the global economy, participate in a democratic society and contribute positively as members of families and communities.

Abbreviations Key

N/A Not Applicable N/AV Not Available N/C Not Collected N/R Not Reported I/S Insufficient Sample TBD To be determined

Grassy Pond Elementary [Cherokee]

SCHOOL PROFILE

| | Our School | Change from Last Year | Elementary Schools with Students Like Ours | Median Elementary School |
|--|------------|-----------------------|--|--------------------------|
| Students (n=521) | | | | |
| Retention rate | 0.0% | No Change | 0.8% | 0.9% |
| Attendance rate | 96.5% | Down from 97.0% | 96.5% | 96.3% |
| Served by gifted and talented program | 8.9% | N/A | 10.1% | 7.2% |
| With disabilities | 8.2% | N/A | 11.3% | 12.4% |
| Older than usual for grade | 0.5% | N/A | 1.3% | 1.9% |
| Out-of-school suspensions or expulsions for violent and/or criminal offenses | 0.0% | No Change | 0.0% | 0.0% |
| Teachers (n=33) | | | | |
| Teachers with advanced degrees | 69.7% | Down from 73.3% | 64.4% | 62.5% |
| Continuing contract teachers | 93.9% | Up from 93.3% | 86.7% | 83.3% |
| Teachers returning from previous year | 91.8% | Down from 94.0% | 89.8% | 88.3% |
| Teacher attendance rate | 93.2% | Down from 95.0% | 95.4% | 95.0% |
| Average teacher salary* | \$51,047 | Up 1.6% | \$49,282 | \$48,193 |
| Classes not taught by highly qualified teachers | 0.0% | No Change | 0.0% | 0.0% |
| Professional development days/teacher | 7.8 days | Up from 7.1 days | 10.8 days | 11.0 days |
| School | | | | |
| Principal's years at school | 3.0 | Up from 2.0 | 4.5 | 4.0 |
| Student-teacher ratio in core subjects | 20.8 to 1 | Down from 22.5 to 1 | 20.8 to 1 | 20.1 to 1 |
| Prime instructional time | 88.6% | Down from 91.4% | 90.6% | 90.0% |
| Opportunities in the arts | Good | No Change | Good | Good |
| SACS accreditation | Yes | No Change | Yes | Yes |
| Parents attending conferences | 100.0% | No Change | 100.0% | 100.0% |
| Character development program | Good | Down from Excellent | Excellent | Excellent |
| Dollars spent per pupil** | \$5,692 | Up 5.8% | \$6,936 | \$7,364 |
| Percent of expenditures for instruction** | 73.0% | Down from 73.2% | 69.0% | 68.0% |
| Percent of expenditures for teacher salaries** | 71.0% | Down from 72.5% | 67.0% | 66.0% |
| ESEA composite index score | 86.5 | Up from 83.2 | 90.9 | 88.0 |

* Length of contract = 185+ days.

** Prior year audited financial data available.

EVALUATION RESULTS

| | Teachers | Students* | Parents* |
|--|----------|-----------|----------|
| Number of surveys returned | 19 | 95 | 51 |
| Percent satisfied with learning environment | 100% | 89.5% | 96.1% |
| Percent satisfied with social and physical environment | 84.2% | 85.2% | 92.1% |
| Percent satisfied with school-home relations | 94.7% | 94.7% | 90.2% |

*Only students at the highest elementary school grade level at this school and their parents were included.

REPORT OF PRINCIPAL AND SCHOOL IMPROVEMENT COUNCIL

The Motto of the Cherokee County School District for the 2012-2013 school year was to be Focused and Committed to our Students' Future. It is our belief that by setting these goals everyone can work together to reach and achieve them.

The SCDE denoted Grassy Pond as a Focus school this past year. We received this identification because we had two groups of students that were not performing up to state standards on the PASS assessment while our other groups were typically performing well. The two identified groups of students were those who receive free and reduced lunch and African-American students. GPES had to develop a plan to help increase the performance of these groups of students. Students were offered Supplemental Educational Services through Title I, access to an After School Academy, classroom teachers worked closely with students to offer increased classroom accommodations and modifications, and Reading Interventionist services were provided when appropriate. It is our sincere hope that these efforts will show an increase in student performance on this year's test data.

Common Core State Standards were implemented in classrooms this year. Students in kindergarten through second grade were taught with use of all CCSS while students in third to fifth grades were taught using a mix of CCSS and the current SC State Standards. Students also used a new English Language Arts textbook this year. The district has just adopted a new math book for students to use beginning next year. These resources will greatly help continue with CCSS implementation.

The entire school district worked to develop a framework for the RTI process. We at Grassy Pond felt fortunate to already have strategies in place to support our students. This year we again employed three Reading Interventionists to support our students not yet on grade level. We also were able to receive the services of two ESOL teachers. This helped to increase our services for students who needed to bridge the language gap. Support from our parents and community is always vital to our school's success and this year was no different. The PTC once again provided money for "Too Good for Drugs" t-shirts for 5th graders, a volunteer breakfast, teacher appreciation activities, a field trip and/or a field trip experience at school for all students, as well as various other items needed around our school. Parents, grandparents, and willing community members come in weekly, or as needed to copy papers, help out in the media center or other areas, mentor a student, or be a lunch buddy. Grassy Pond Baptist Church sponsored our Good News Bible Club on Monday afternoons. The Cherokee County Fire Chief's Association and The Grassy Pond Fire Department did lessons on Fire Safety and Severe Weather. Our Parents and community have helped us stay Focused and Committed to our Students' Future and we thank you!

Ashley B. Clary, Principal Tammy Ruppe, SIC Chair

Comprehensive detail, including definitions of ratings, performance criteria, and explanations of status, is available on www.ed.sc.gov and www.eoc.sc.gov as well as school and school district websites.

Printed versions are available from school districts upon request.

Abbreviations Key

N/A Not Applicable N/AV Not Available N/C Not Collected N/R Not Reported I/S Insufficient Sample TBD To be determined

NI Newly Identified CSI Continuing School Improvement CA Corrective Action RP Plan to Restructure R Restructure DELAY School Improvement Status HOLD School Improvement Status