



# SC Annual School Report Card Summary

Limestone-Central Elementary School  
 Cherokee  
 Grades: PK-5 Enrollment: 358  
 Principal: Mr. Chad Hudson  
 Superintendent: Dr. Quincie L. Moore  
 Board Chair: Mike Ellis

## PERFORMANCE

Comprehensive detail, including definitions of ratings, performance criteria, and explanations of status, is available on [www.ed.sc.gov](http://www.ed.sc.gov) and [www.eoc.sc.gov](http://www.eoc.sc.gov) as well as school and school district websites. Printed versions are available from school districts upon request.

YEAR	ABSOLUTE RATING	GROWTH RATING	PALMETTO GOLD AND SILVER AWARD		ESEA/FEDERAL ACCOUNTABILITY RATING SYSTEM	
			General Performance	Closing the Gap	ESEA Grade	Accountability Indicator
2013	Average	Average	TBD	TBD	B	Focus
2012	Average	Average	N/A	N/A	B	Focus
2011	Average	Average	Silver	N/A	Not Met	CA-HOLD

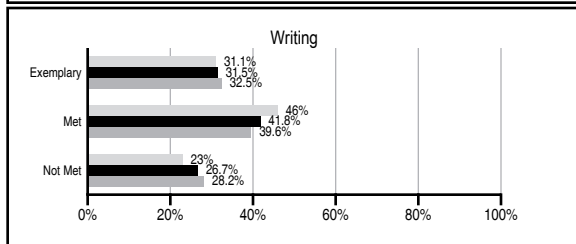
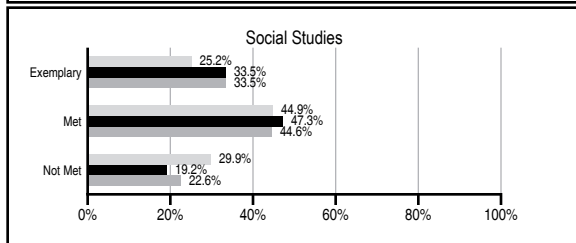
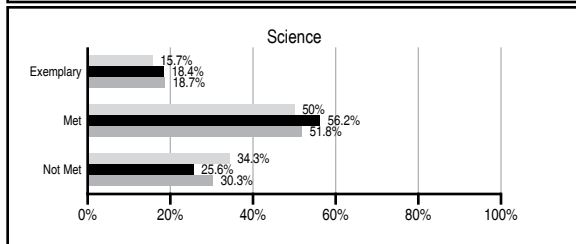
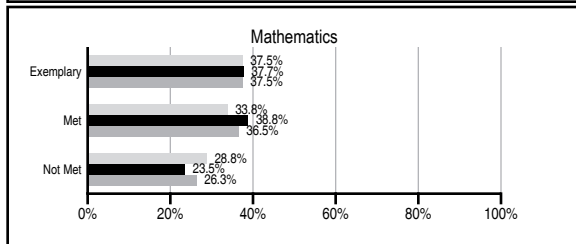
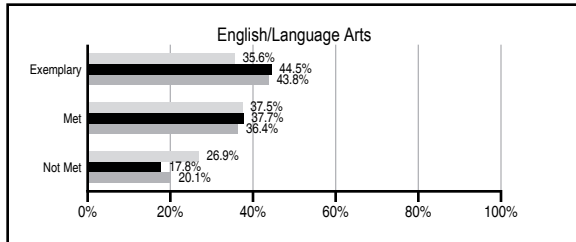
## ABSOLUTE RATINGS OF ELEMENTARY SCHOOLS WITH STUDENTS LIKE OURS\*

EXCELLENT	GOOD	AVERAGE	BELOW AVERAGE	AT-RISK
21	44	50	0	0

\* Ratings are calculated with data available by 11/07/2013. Schools with Students Like Ours are Elementary Schools with Poverty Indices of no more than 5% above or below the index for this school.

## PASS PERFORMANCE

Our School Elementary Schools with Students Like Ours Elementary schools statewide



## NAEP PERFORMANCE\*

\* Performance reported for SC and nation, data not available at school level. Percentages at NAEP Achievement Levels.



## SC PERFORMANCE VISION

By 2020 all students will graduate with the knowledge and skills necessary to compete successfully in the global economy, participate in a democratic society and contribute positively as members of families and communities.

### Abbreviations Key

N/A Not Applicable N/AV Not Available N/C Not Collected N/R Not Reported I/S Insufficient Sample TBD To be determined

# Limestone-Central Elementary School [Cherokee]

## SCHOOL PROFILE

	Our School	Change from Last Year	Elementary Schools with Students Like Ours	Median Elementary School
<b>Students (n=358)</b>				
Retention rate	0.8%	Up from 0.0%	1.3%	0.9%
Attendance rate	96.2%	Down from 96.7%	96.2%	96.3%
Served by gifted and talented program	9.3%	N/A	7.9%	7.2%
With disabilities	9.3%	N/A	13.6%	12.4%
Older than usual for grade	0.7%	N/A	2.3%	1.9%
Out-of-school suspensions or expulsions for violent and/or criminal offenses	0.0%	No Change	0.0%	0.0%
<b>Teachers (n=27)</b>				
Teachers with advanced degrees	59.3%	No Change	62.5%	62.5%
Continuing contract teachers	88.9%	Up from 85.2%	85.7%	83.3%
Teachers returning from previous year	87.3%	Up from 86.1%	89.1%	88.3%
Teacher attendance rate	95.3%	Down from 96.3%	94.9%	95.0%
Average teacher salary*	\$48,998	Up 3.9%	\$48,696	\$48,193
Classes not taught by highly qualified teachers	0.0%	No Change	0.0%	0.0%
Professional development days/teacher	14.5 days	Up from 9.9 days	11.0 days	11.0 days
<b>School</b>				
Principal's years at school	3.0	Up from 2.0	5.0	4.0
Student-teacher ratio in core subjects	19.8 to 1	Up from 19.7 to 1	20.2 to 1	20.1 to 1
Prime instructional time	89.4%	Down from 91.8%	89.8%	90.0%
Opportunities in the arts	Good	No Change	Good	Good
SACS accreditation	Yes	No Change	Yes	Yes
Parents attending conferences	100.0%	No Change	100.0%	100.0%
Character development program	Excellent	No Change	Excellent	Excellent
Dollars spent per pupil**	\$6,637	Up 0.5%	\$7,097	\$7,364
Percent of expenditures for instruction**	70.0%	Down from 70.6%	68.0%	68.0%
Percent of expenditures for teacher salaries**	67.0%	Down from 68.7%	65.5%	66.0%
ESEA composite index score	88.8	Up from 86.6	88.2	88.0

\* Length of contract = 185+ days.

\*\* Prior year audited financial data available.

## EVALUATION RESULTS

	Teachers	Students*	Parents*
Number of surveys returned	21	51	29
Percent satisfied with learning environment	90.4%	100%	86.2%
Percent satisfied with social and physical environment	90.5%	98.1%	86.2%
Percent satisfied with school-home relations	85.7%	86.8%	89.3%

\*Only students at the highest elementary school grade level at this school and their parents were included.

## REPORT OF PRINCIPAL AND SCHOOL IMPROVEMENT COUNCIL

Our motto for the 2012-2013 school year has continued to be "Building a Strong Foundation." Students and staff members have worked hard to put the necessary academic building blocks in place to allow each student to achieve success this year and to continue building the foundation for life-long learning. As a result, our school earned the 2011-12 Palmetto Silver Award.

The South Carolina Curriculum Standards and the Common Core State Standards are the basis for instruction and assessment at Limestone-Central Elementary School. To strengthen the reading and writing foundation for students in grades K-3, three part-time reading interventionists have worked with students this school year. Implementation of small group intervention in reading and mathematics for students in grades K-5 has helped strengthen the academic foundation for students as well.

Character education is an important building block in the foundation of our students. We teach and recognize a character trait each month, and students participate in character celebrations at the end of each quarter. In addition, students participated in service projects for the American Heart Association, Make-A-Wish, Relay for Life, the Salvation Army, and Peach Center Ministries.

We are very proud to announce that our school's first Odyssey of the Mind team placed in the South Carolina competition and competed at the world competition in Michigan. Mrs. Melody Bradley was our Distinguished Teacher of Reading and Mrs. Jennifer Summey was named Teacher of the Year for Limestone-Central. We are proud of the hard work and dedication of these and all of our teachers and staff.

We are also proud of our partnerships our community, business partners, Limestone College, and with parents and family members through the PTO. Our PTO has provided transportation for field trips, behavior incentives, repairs to playground equipment, t-shirts for 5th grade students to wear at the Too Good for Drugs Graduation, and numerous additional items requested by teachers and students. Our school continues to provide an after-school mentoring and tutoring program with the support of Limestone-College and its athletic and education students. These partnerships serve as keystones in the strong foundation of support and opportunity for our students at Limestone-Central.

Chad Hudson, Principal  
Rebecca Caggiano, SIC Chair

Comprehensive detail, including definitions of ratings, performance criteria, and explanations of status, is available on [www.ed.sc.gov](http://www.ed.sc.gov) and [www.eoc.sc.gov](http://www.eoc.sc.gov) as well as school and school district websites.

Printed versions are available from school districts upon request.

### Abbreviations Key

N/A Not Applicable N/AV Not Available N/C Not Collected N/R Not Reported I/S Insufficient Sample TBD To be determined  
NI Newly Identified CSI Continuing School Improvement CA Corrective Action RP Plan to Restructure R Restructure DELAY School Improvement Status HOLD School Improvement Status