



SC Annual School Report Card Summary

Luther Vaughan Elementary School
 Cherokee
 Grades: PK-5 Enrollment: 301
 Principal: Nan Ruppe
 Superintendent: Dr. Quincie L. Moore
 Board Chair: Mike Ellis

PERFORMANCE

Comprehensive detail, including definitions of ratings, performance criteria, and explanations of status, is available on www.ed.sc.gov and www.eoc.sc.gov as well as school and school district websites. Printed versions are available from school districts upon request.

YEAR	ABSOLUTE RATING	GROWTH RATING	PALMETTO GOLD AND SILVER AWARD		ESEA/FEDERAL ACCOUNTABILITY RATING SYSTEM	
			General Performance	Closing the Gap	ESEA Grade	Accountability Indicator
2013	At-Risk	Average	TBD	TBD	F	Priority
2012	At-Risk	Below Average	N/A	N/A	F	Priority
2011	Below Average	At-Risk	N/A	N/A	Not Met	RP

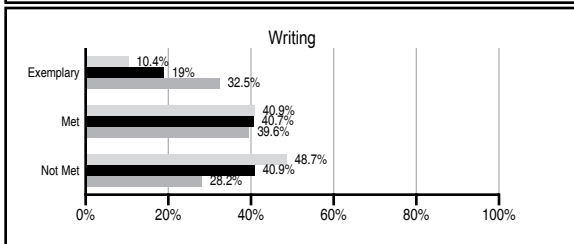
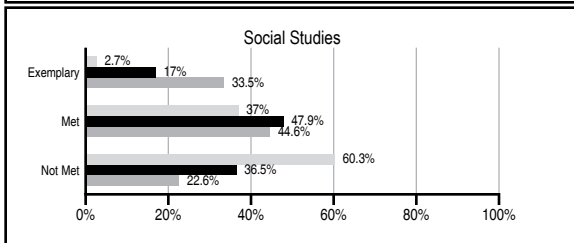
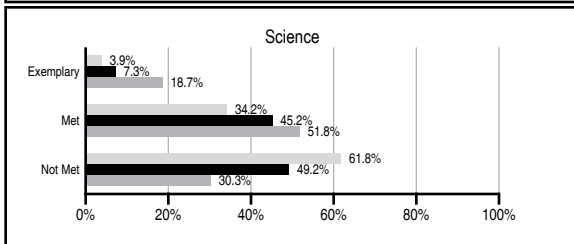
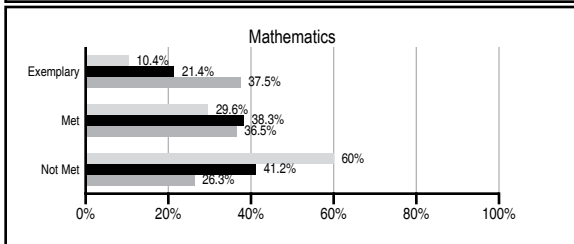
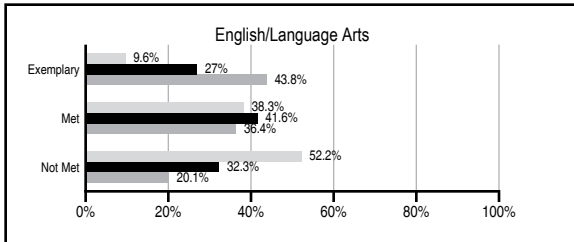
ABSOLUTE RATINGS OF ELEMENTARY SCHOOLS WITH STUDENTS LIKE OURS*

EXCELLENT	GOOD	AVERAGE	BELOW AVERAGE	AT-RISK
0	9	76	40	15

* Ratings are calculated with data available by 11/07/2013. Schools with Students Like Ours are Elementary Schools with Poverty Indices of no more than 5% above or below the index for this school.

PASS PERFORMANCE

Our School
 Elementary Schools with Students Like Ours
 Elementary schools statewide



NAEP PERFORMANCE*

* Performance reported for SC and nation, data not available at school level. Percentages at NAEP Achievement Levels.



SC PERFORMANCE VISION

By 2020 all students will graduate with the knowledge and skills necessary to compete successfully in the global economy, participate in a democratic society and contribute positively as members of families and communities.

Abbreviations Key

N/A Not Applicable N/AV Not Available N/C Not Collected N/R Not Reported I/S Insufficient Sample TBD To be determined

Luther Vaughan Elementary School [Cherokee]

SCHOOL PROFILE

	Our School	Change from Last Year	Elementary Schools with Students Like Ours	Median Elementary School
Students (n=301)				
Retention rate	0.7%	No Change	1.1%	0.9%
Attendance rate	95.9%	Down from 96.7%	95.9%	96.3%
Served by gifted and talented program	3.7%	N/A	2.5%	7.2%
With disabilities	17.1%	N/A	13.5%	12.4%
Older than usual for grade	0.9%	N/A	2.9%	1.9%
Out-of-school suspensions or expulsions for violent and/or criminal offenses	0.3%	Up from 0.0%	0.0%	0.0%
Teachers (n=28)				
Teachers with advanced degrees	71.4%	Down from 73.1%	60.0%	62.5%
Continuing contract teachers	78.6%	Down from 92.3%	74.2%	83.3%
Teachers returning from previous year	92.5%	Down from 95.4%	84.5%	88.3%
Teacher attendance rate	93.3%	Down from 96.1%	94.9%	95.0%
Average teacher salary*	\$49,076	Down 2.1%	\$45,938	\$48,193
Classes not taught by highly qualified teachers	0.0%	No Change	0.0%	0.0%
Professional development days/teacher	10.4 days	Up from 8.3 days	10.4 days	11.0 days
School				
Principal's years at school	3.5	Up from 2.0	4.0	4.0
Student-teacher ratio in core subjects	16.8 to 1	Up from 14.1 to 1	17.8 to 1	20.1 to 1
Prime instructional time	88.2%	Down from 91.8%	89.6%	90.0%
Opportunities in the arts	Good	No Change	Good	Good
SACS accreditation	Yes	No Change	Yes	Yes
Parents attending conferences	100.0%	Up from 88.2%	100.0%	100.0%
Character development program	Excellent	Up from Good	Excellent	Excellent
Dollars spent per pupil**	\$7,971	Down 2.9%	\$8,594	\$7,364
Percent of expenditures for instruction**	70.0%	Down from 71.4%	66.5%	68.0%
Percent of expenditures for teacher salaries**	67.0%	Down from 70.4%	63.5%	66.0%
ESEA composite index score	20.6	Down from 33.6	68.1	88.0

* Length of contract = 185+ days.

** Prior year audited financial data available.

EVALUATION RESULTS

	Teachers	Students*	Parents*
Number of surveys returned	18	36	16
Percent satisfied with learning environment	94.4%	83.3%	100.1%
Percent satisfied with social and physical environment	88.9%	94.1%	76.5%
Percent satisfied with school-home relations	72.2%	97.1%	82.4%

*Only students at the highest elementary school grade level at this school and their parents were included.

REPORT OF PRINCIPAL AND SCHOOL IMPROVEMENT COUNCIL

Luther Vaughan Elementary School made several significant changes for the 2012-2013 school year. Named a priority school by the state of South Carolina, careful analysis of school programs led to specific planning and writing of the Challenge to Succeed Plan. The plan included targeted areas of improvement such as raising the level of achievement for students in reading, writing, and mathematics. Teachers carefully planned differentiated instruction in reading and math according to student needs. A designated block of time was provided for reading intervention and an after-school academy was started for math intervention.

Technology development went into high gear with the transformation of the Little Theater into a Virtual Learning Theater with capabilities of video-conferencing and much more. A mobile lab of Apple laptops was purchased and teachers began immediately to use them in the classroom for small group instruction.

The school fully participated in Cherokee County's efforts to raise the level of education for Cherokee County citizens by 2025 in fully participating in the Know(2) initiative and kick-off events. Know(2) is a positive message to all residents of Cherokee County that all students can graduate and attend college and/or technical school.

The year capped off with a summer reading program. Every student carried 9 books home with them to read over the summer. Students will be rewarded for participation in the program with a field trip to the local library and park at the start-up of school for the 2013-2014 school year.

Mrs. Buffy McKeown was named Teacher-of-the-Year, and Mrs. Terrica Montgomery was named Support-Staff-of-the-Year. Mrs. Terri Phillips was selected as the Cherokee Reading Council's Distinguished Teacher of Reading. Two teachers, Mrs. Danyel Mayes and Miss Ashley Black were selected to travel to China as English Second Language Teachers.

Luther Vaughan Elementary School continues to seek opportunities to meet the needs of all students and fulfill its commitment to excellence.

Mrs. Terri Phillips, SIC Chair & Mrs. Nan Ruppe, Principal

Comprehensive detail, including definitions of ratings, performance criteria, and explanations of status, is available on www.ed.sc.gov and www.eoc.sc.gov as well as school and school district websites.

Printed versions are available from school districts upon request.

Abbreviations Key

N/A Not Applicable N/AV Not Available N/C Not Collected N/R Not Reported I/S Insufficient Sample TBD To be determined

NI Newly Identified CSI Continuing School Improvement CA Corrective Action RP Plan to Restructure R Restructure DELAY School Improvement Status HOLD School Improvement Status