



SC Annual School Report Card Summary

Goucher Elementary School
 Cherokee
 Grades: PK-5 Enrollment: 263
 Principal: Janice M. Keller
 Superintendent: Dr. Quincie L. Moore
 Board Chair: Mike Ellis

PERFORMANCE

Comprehensive detail, including definitions of ratings, performance criteria, and explanations of status, is available on www.ed.sc.gov and www.eoc.sc.gov as well as school and school district websites. Printed versions are available from school districts upon request.

YEAR	ABSOLUTE RATING	GROWTH RATING	PALMETTO GOLD AND SILVER AWARD		ESEA/FEDERAL ACCOUNTABILITY RATING SYSTEM	
			General Performance	Closing the Gap	ESEA Grade	Accountability Indicator
2013	Average	Average	TBD	TBD	A	Reward
2012	Average	Average	N/A	N/A	A	Reward
2011	Average	Good	Silver	N/A	Not Met	N/A

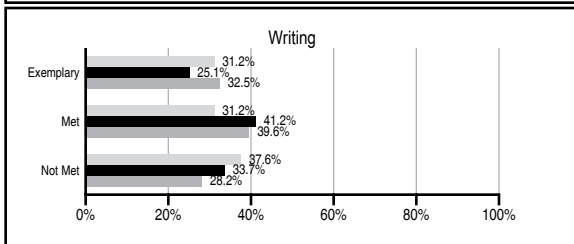
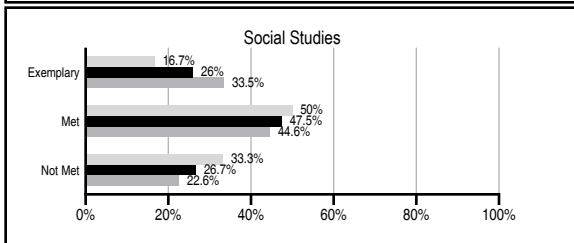
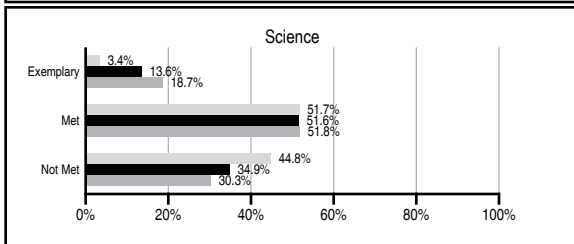
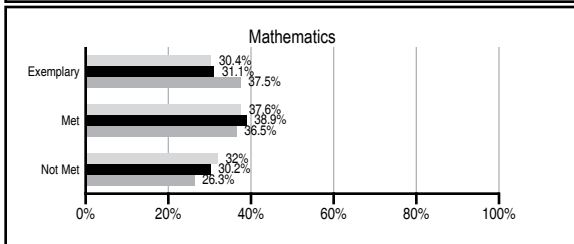
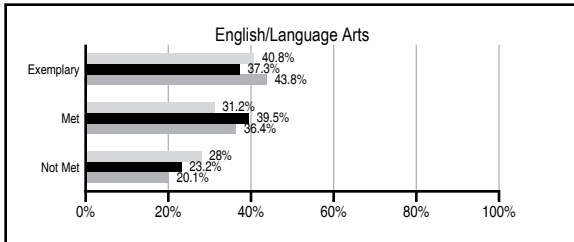
ABSOLUTE RATINGS OF ELEMENTARY SCHOOLS WITH STUDENTS LIKE OURS*

EXCELLENT	GOOD	AVERAGE	BELOW AVERAGE	AT-RISK
10	22	93	10	1

* Ratings are calculated with data available by 11/07/2013. Schools with Students Like Ours are Elementary Schools with Poverty Indices of no more than 5% above or below the index for this school.

PASS PERFORMANCE

Our School
 Elementary Schools with Students Like Ours
 Elementary schools statewide



NAEP PERFORMANCE*

* Performance reported for SC and nation, data not available at school level. Percentages at NAEP Achievement Levels.



SC PERFORMANCE VISION

By 2020 all students will graduate with the knowledge and skills necessary to compete successfully in the global economy, participate in a democratic society and contribute positively as members of families and communities.

Abbreviations Key

N/A Not Applicable N/AV Not Available N/C Not Collected N/R Not Reported I/S Insufficient Sample TBD To be determined

Goucher Elementary School [Cherokee]

SCHOOL PROFILE

	Our School	Change from Last Year	Elementary Schools with Students Like Ours	Median Elementary School
Students (n=263)				
Retention rate	1.1%	Up from 0.4%	1.2%	0.9%
Attendance rate	96.0%	Down from 96.4%	96.0%	96.3%
Served by gifted and talented program	8.5%	N/A	5.5%	7.2%
With disabilities	10.9%	N/A	14.1%	12.4%
Older than usual for grade	0.7%	N/A	2.5%	1.9%
Out-of-school suspensions or expulsions for violent and/or criminal offenses	0.0%	No Change	0.0%	0.0%
Teachers (n=19)				
Teachers with advanced degrees	52.6%	Down from 61.1%	60.9%	62.5%
Continuing contract teachers	84.2%	Down from 94.4%	83.3%	83.3%
Teachers returning from previous year	93.8%	Up from 93.3%	88.0%	88.3%
Teacher attendance rate	91.3%	Down from 95.4%	94.6%	95.0%
Average teacher salary*	\$48,680	Up 1.4%	\$47,449	\$48,193
Classes not taught by highly qualified teachers	0.0%	No Change	0.0%	0.0%
Professional development days/teacher	11.8 days	Up from 8.0 days	11.1 days	11.0 days
School				
Principal's years at school	3.0	Up from 2.0	4.0	4.0
Student-teacher ratio in core subjects	17.9 to 1	Down from 18.6 to 1	19.9 to 1	20.1 to 1
Prime instructional time	85.5%	Down from 91.0%	89.5%	90.0%
Opportunities in the arts	Good	No Change	Good	Good
SACS accreditation	Yes	No Change	Yes	Yes
Parents attending conferences	100.0%	No Change	100.0%	100.0%
Character development program	Excellent	No Change	Excellent	Excellent
Dollars spent per pupil**	\$7,205	Up 7.7%	\$7,340	\$7,364
Percent of expenditures for instruction**	66.0%	Up from 64.9%	68.0%	68.0%
Percent of expenditures for teacher salaries**	63.0%	Up from 62.4%	65.0%	66.0%
ESEA composite index score	92.3	Up from 92.0	82.1	88.0

* Length of contract = 185+ days.

** Prior year audited financial data available.

EVALUATION RESULTS

	Teachers	Students*	Parents*
Number of surveys returned	21	39	31
Percent satisfied with learning environment	100%	89.7%	87.1%
Percent satisfied with social and physical environment	100%	87.8%	96.7%
Percent satisfied with school-home relations	84.2%	90.5%	90.3%

*Only students at the highest elementary school grade level at this school and their parents were included.

REPORT OF PRINCIPAL AND SCHOOL IMPROVEMENT COUNCIL

"Wild About Learning" continues to be the driving force behind the many accomplishments of Goucher Elementary School during the 2012-2013 school year. Improvement continues in the areas of curriculum and instruction, on-going staff development, analysis of data, technology enhancement, parent involvement and character building. In the area of curriculum and instruction, Goucher Elementary has embraced the new common core and strived to implement the cutting edge rigorous standards. Grades 5K-2nd were fully immersed in literacy environments. Using the newly adopted reading series, Journeys, the teachers were able to bring rigor to the classroom in the areas of reading, writing, speaking, and listening. Grades three through five concentrated on comparing state and common core standards and taking the time to make the learning richer, deeper and more meaningful for the students.

Staff members spent staff development time sharpening their instructional skills, learning delivery techniques for the common core standards, bringing rigor to the classroom, and learning how to positively bring intervention strategies into the classroom.

STEM activities were addressed and implemented throughout the school. Students in grades four and five were given the opportunity to participate in the new robotics program sponsored by the Timken Corporation. A team from Goucher, the LEGORillas, competed in the district Lego Robotics competition.

Goucher Elementary students also found themselves competing during a community competition sponsored through the Know2 Foundation. During the day's events on the field, Goucher captured third place for an exciting day's end.

Other school achievements for 2012-2013 included having the Cherokee County School District Spelling Bee Winner from our fifth grade; three of our students were Cherokee County Free Throw Winners; a first grade student was 3rd place district winner in the Writer's Gala for his grade; Carol Davis, 2nd grade teacher, was chosen Teacher of the Year; Beth Peeler, 2nd grade teacher, was selected as Distinguished Teacher of Reading; and Tracy Davis, school custodian, was chosen as Support Staff Person of the Year for Goucher and was also selected as the district winner. Goucher received recognition by The Cherokee Chronicle as "Best School In the County", received an "A" rating from the ESEA and was recognized as a 2012 ESEA Award School.

Alison Fowler, SIC Chair, Janice Keller, Principal

Comprehensive detail, including definitions of ratings, performance criteria, and explanations of status, is available on www.ed.sc.gov and www.eoc.sc.gov as well as school and school district websites.

Printed versions are available from school districts upon request.

Abbreviations Key

N/A Not Applicable N/AV Not Available N/C Not Collected N/R Not Reported I/S Insufficient Sample TBD To be determined

NI Newly Identified CSI Continuing School Improvement CA Corrective Action RP Plan to Restructure R Restructure DELAY School Improvement Status HOLD School Improvement Status