



# SC Annual School Report Card Summary

Corinth Elementary School  
 Cherokee  
 Grades: PK-5 Enrollment: 368  
 Principal: Brenda Sharts  
 Superintendent: Dr. Quincie L. Moore  
 Board Chair: Mike Ellis

## PERFORMANCE

Comprehensive detail, including definitions of ratings, performance criteria, and explanations of status, is available on [www.ed.sc.gov](http://www.ed.sc.gov) and [www.eoc.sc.gov](http://www.eoc.sc.gov) as well as school and school district websites. Printed versions are available from school districts upon request.

YEAR	ABSOLUTE RATING	GROWTH RATING	PALMETTO GOLD AND SILVER AWARD		ESEA/FEDERAL ACCOUNTABILITY RATING SYSTEM	
			General Performance	Closing the Gap	ESEA Grade	Accountability Indicator
2013	Good	Good	TBD	TBD	A	Reward
2012	Good	Good	Silver	N/A	B	Reward
2011	Good	Good	Silver	N/A	Met	N/A

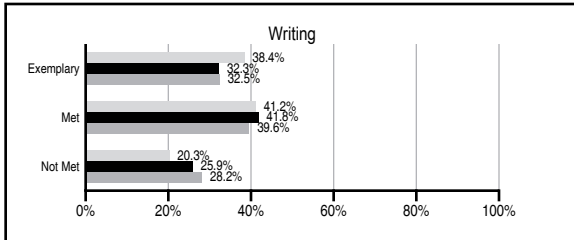
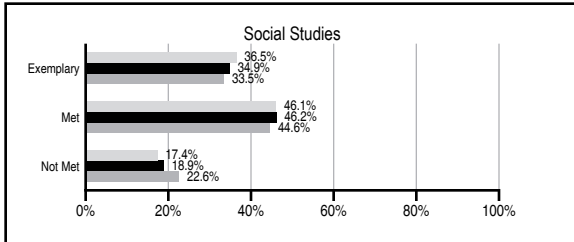
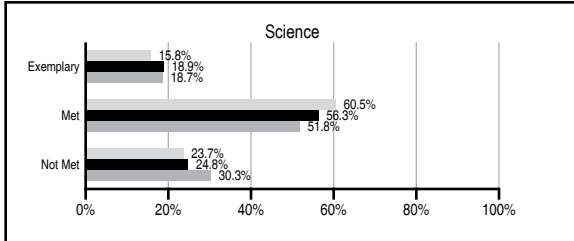
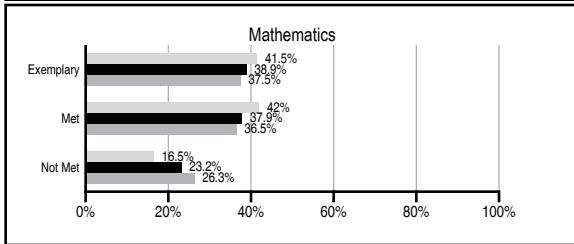
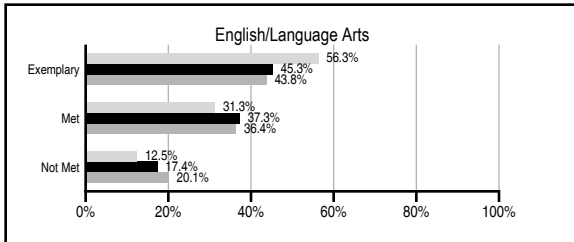
## ABSOLUTE RATINGS OF ELEMENTARY SCHOOLS WITH STUDENTS LIKE OURS\*

EXCELLENT	GOOD	AVERAGE	BELOW AVERAGE	AT-RISK
26	43	46	0	0

\* Ratings are calculated with data available by 11/07/2013. Schools with Students Like Ours are Elementary Schools with Poverty Indices of no more than 5% above or below the index for this school.

## PASS PERFORMANCE

Our School
  Elementary Schools with Students Like Ours
  Elementary schools statewide



## NAEP PERFORMANCE\*

\* Performance reported for SC and nation, data not available at school level. Percentages at NAEP Achievement Levels.



## SC PERFORMANCE VISION

*By 2020 all students will graduate with the knowledge and skills necessary to compete successfully in the global economy, participate in a democratic society and contribute positively as members of families and communities.*

### Abbreviations Key

N/A Not Applicable N/AV Not Available N/C Not Collected N/R Not Reported I/S Insufficient Sample TBD To be determined

# Corinth Elementary School [Cherokee]

## SCHOOL PROFILE

	Our School	Change from Last Year	Elementary Schools with Students Like Ours	Median Elementary School
<b>Students (n=368)</b>				
Retention rate	1.1%	Up from 0.5%	1.3%	0.9%
Attendance rate	95.8%	Down from 96.0%	96.2%	96.3%
Served by gifted and talented program	7.0%	N/A	8.7%	7.2%
With disabilities	9.9%	N/A	13.7%	12.4%
Older than usual for grade	1.0%	N/A	2.3%	1.9%
Out-of-school suspensions or expulsions for violent and/or criminal offenses	0.0%	No Change	0.0%	0.0%
<b>Teachers (n=25)</b>				
Teachers with advanced degrees	76.0%	Up from 73.1%	62.4%	62.5%
Continuing contract teachers	96.0%	Up from 92.3%	85.7%	83.3%
Teachers returning from previous year	95.9%	Down from 97.1%	89.2%	88.3%
Teacher attendance rate	95.0%	Up from 94.1%	95.0%	95.0%
Average teacher salary*	\$49,340	Up 2.6%	\$48,530	\$48,193
Classes not taught by highly qualified teachers	0.0%	No Change	0.0%	0.0%
Professional development days/teacher	11.2 days	Up from 8.4 days	11.1 days	11.0 days
<b>School</b>				
Principal's years at school	9.0	Up from 8.0	4.0	4.0
Student-teacher ratio in core subjects	20.8 to 1	Up from 20.6 to 1	20.3 to 1	20.1 to 1
Prime instructional time	88.8%	Down from 89.2%	89.9%	90.0%
Opportunities in the arts	Good	No Change	Good	Good
SACS accreditation	Yes	No Change	Yes	Yes
Parents attending conferences	100.0%	No Change	100.0%	100.0%
Character development program	Excellent	No Change	Excellent	Excellent
Dollars spent per pupil**	\$6,078	Down 0.8%	\$7,035	\$7,364
Percent of expenditures for instruction**	70.0%	Down from 71.7%	68.0%	68.0%
Percent of expenditures for teacher salaries**	69.0%	Down from 70.3%	66.0%	66.0%
ESEA composite index score	95.3	Up from 85.7	88.3	88.0

\* Length of contract = 185+ days.

\*\* Prior year audited financial data available.

## EVALUATION RESULTS

	Teachers	Students*	Parents*
Number of surveys returned	18	73	66
Percent satisfied with learning environment	100%	98.7%	95.5%
Percent satisfied with social and physical environment	100%	97.2%	94%
Percent satisfied with school-home relations	100%	97.3%	92.4%

\*Only students at the highest elementary school grade level at this school and their parents were included.

## REPORT OF PRINCIPAL AND SCHOOL IMPROVEMENT COUNCIL

Report of Principal and School Improvement Council  
 Corinth Elementary School belief is to CARE by providing:  
 C = Creative and High Quality Curriculum  
 A = Academic Discipline  
 R = Recognition of Student Achievement  
 E = Environment that is Safe and Inviting

To accomplish this statement, the continuous achievement of the students is the focus of all staff members. There is on-going assessment of mastery of the standards through quizzes and weekly standards-based evaluations.

Teachers employed a professional learning community approach to analyze student data and plan instruction. We implemented many of the strategies that helped us achieve success such as common planning time across all grade levels, an infusion of character traits into the curriculum, and Universal Screenings used to track students' progress toward goals. Responses to Intervention (RtI) meetings are held weekly to plan and monitor for the academic or behavioral progress of all students.

Our staff development has been provided in various areas to better meet the needs of all students. A focused initiative of CES this year is the implementation of the Common Core State Standards.

The PTO and SIC worked diligently with school staff to strengthen community relations and parental involvement. Our students benefited from the assistance of many volunteers as well as from business and community partnerships, including a valuable faith-based partnership with Corinth Baptist Church.

In addition to the academic improvements, there have been positive outcomes with the following: parents attending conferences increased to 100%; 97.1% teachers returned from the previous year, and we continued to have an excellent rating for character education programs.

Student achievement continues to be recognized on the School Report Card. Our most recent PASS scores revealed that our students in grades 3, 4, and 5 scored higher in ELA and Math than most schools in the district and state. For the 2011 and 2012 school years, we earned Good in the area of improvement on the school's report card and were awarded Palmetto Silver for achievement.

The Corinth Elementary staff and School Improvement Council look forward to working with students, parents, and the community to make our school the very best that it can be.

Brenda Sharts, Principal  
 Tabitha Easler and Brian Zigelheffer, SIC Co-Chairs

Comprehensive detail, including definitions of ratings, performance criteria, and explanations of status, is available on [www.ed.sc.gov](http://www.ed.sc.gov) and [www.eoc.sc.gov](http://www.eoc.sc.gov) as well as school and school district websites.

Printed versions are available from school districts upon request.

### Abbreviations Key

N/A Not Applicable N/AV Not Available N/C Not Collected N/R Not Reported I/S Insufficient Sample TBD To be determined

NI Newly Identified CSI Continuing School Improvement CA Corrective Action RP Plan to Restructure R Restructure DELAY School Improvement Status HOLD School Improvement Status