



# SC Annual School Report Card Summary

Alma Elementary  
 Cherokee  
 Grades: PK-5 Enrollment: 209  
 Principal: Kimberly F. Camp  
 Superintendent: Dr. Quincie L. Moore  
 Board Chair: Mike Ellis

## PERFORMANCE

Comprehensive detail, including definitions of ratings, performance criteria, and explanations of status, is available on [www.ed.sc.gov](http://www.ed.sc.gov) and [www.eoc.sc.gov](http://www.eoc.sc.gov) as well as school and school district websites. Printed versions are available from school districts upon request.

YEAR	ABSOLUTE RATING	GROWTH RATING	PALMETTO GOLD AND SILVER AWARD		ESEA/FEDERAL ACCOUNTABILITY RATING SYSTEM	
			General Performance	Closing the Gap	ESEA Grade	Accountability Indicator
2013	Below Average	Average	TBD	TBD	D	N/A
2012	Below Average	Below Average	N/A	N/A	C	N/A
2011	Below Average	Below Average	N/A	N/A	Not Met	N/A

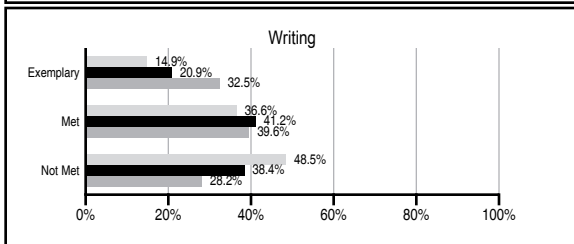
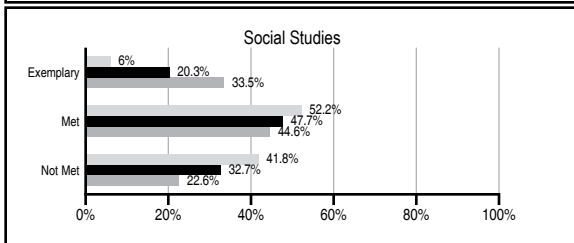
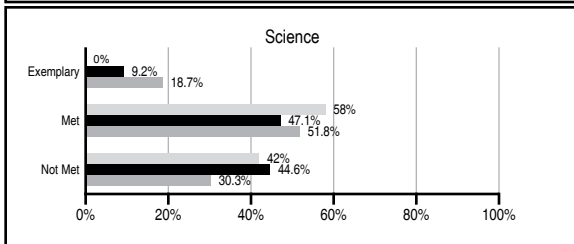
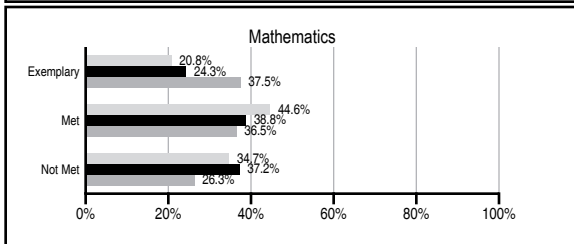
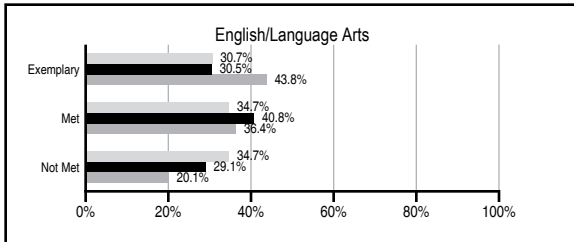
## ABSOLUTE RATINGS OF ELEMENTARY SCHOOLS WITH STUDENTS LIKE OURS\*

EXCELLENT	GOOD	AVERAGE	BELOW AVERAGE	AT-RISK
5	13	126	37	12

\* Ratings are calculated with data available by 11/07/2013. Schools with Students Like Ours are Elementary Schools with Poverty Indices of no more than 5% above or below the index for this school.

## PASS PERFORMANCE

Our School
  Elementary Schools with Students Like Ours
  Elementary schools statewide



## NAEP PERFORMANCE\*

\* Performance reported for SC and nation, data not available at school level. Percentages at NAEP Achievement Levels.



## SC PERFORMANCE VISION

*By 2020 all students will graduate with the knowledge and skills necessary to compete successfully in the global economy, participate in a democratic society and contribute positively as members of families and communities.*

### Abbreviations Key

N/A Not Applicable N/AV Not Available N/C Not Collected N/R Not Reported I/S Insufficient Sample TBD To be determined

# Alma Elementary [Cherokee]

## SCHOOL PROFILE

	Our School	Change from Last Year	Elementary Schools with Students Like Ours	Median Elementary School
<b>Students (n=209)</b>				
Retention rate	1.9%	Up from 1.3%	1.1%	0.9%
Attendance rate	96.5%	Down from 97.0%	96.0%	96.3%
Served by gifted and talented program	6.1%	N/A	3.5%	7.2%
With disabilities	18.0%	N/A	13.3%	12.4%
Older than usual for grade	2.6%	N/A	2.9%	1.9%
Out-of-school suspensions or expulsions for violent and/or criminal offenses	0.0%	No Change	0.0%	0.0%
<b>Teachers (n=20)</b>				
Teachers with advanced degrees	55.0%	No Change	60.6%	62.5%
Continuing contract teachers	80.0%	Down from 90.0%	78.6%	83.3%
Teachers returning from previous year	95.8%	Up from 90.3%	85.2%	88.3%
Teacher attendance rate	94.0%	Up from 91.7%	94.8%	95.0%
Average teacher salary*	\$45,142	Up 4.1%	\$46,288	\$48,193
Classes not taught by highly qualified teachers	0.0%	No Change	0.0%	0.0%
Professional development days/teacher	8.7 days	Up from 7.9 days	10.7 days	11.0 days
<b>School</b>				
Principal's years at school	5.0	Up from 4.0	4.0	4.0
Student-teacher ratio in core subjects	16.6 to 1	Down from 18.1 to 1	18.5 to 1	20.1 to 1
Prime instructional time	89.6%	Up from 88.2%	89.5%	90.0%
Opportunities in the arts	Good	No Change	Good	Good
SACS accreditation	Yes	No Change	Yes	Yes
Parents attending conferences	100.0%	Up from 99.4%	100.0%	100.0%
Character development program	Excellent	No Change	Excellent	Excellent
Dollars spent per pupil**	\$7,156	Down 3.7%	\$7,944	\$7,364
Percent of expenditures for instruction**	66.0%	Up from 64.7%	68.0%	68.0%
Percent of expenditures for teacher salaries**	64.0%	Up from 62.6%	64.0%	66.0%
ESEA composite index score	69.1	Down from 77.7	73.1	88.0

\* Length of contract = 185+ days.

\*\* Prior year audited financial data available.

## EVALUATION RESULTS

	Teachers	Students*	Parents*
Number of surveys returned	17	33	25
Percent satisfied with learning environment	100%	90.9%	92%
Percent satisfied with social and physical environment	100%	90.9%	91.7%
Percent satisfied with school-home relations	94.1%	75.1%	96.2%

\*Only students at the highest elementary school grade level at this school and their parents were included.

Comprehensive detail, including definitions of ratings, performance criteria, and explanations of status, is available on [www.ed.sc.gov](http://www.ed.sc.gov) and [www.eoc.sc.gov](http://www.eoc.sc.gov) as well as school and school district websites.

Printed versions are available from school districts upon request.

## REPORT OF PRINCIPAL AND SCHOOL IMPROVEMENT COUNCIL

Alma Elementary...where we all "REACH for the STARS!" Our students and teachers worked diligently to make learning exciting and authentic. Using the Common Core State Standards, South Carolina Academic Standards and district guides, we created a school-wide long range plan resulting in innovative lessons. A wealth of resources is available in our Literacy Center and Curriculum Lab.

Parental participation increased. Our parents attended our Back to School Night, Parent-Teacher Conferences, Fall Festival, Title I Parenting Sessions, Awards Days, Talent Show, Field Day and more. Parents volunteered with our Science Fair, Book Fair, and Student-Mentor Program. Parents also enjoyed the healthy treats during these events from our Fresh Fruit and Vegetable grant. (With this grant, all students have a fruit/vegetable snack daily.)

Alma Elementary incorporates ideas learned through the Response to Intervention (RtI) pilot-school site. Teachers tailor lessons to include significant time devoted to actual reading and writing, high-quality instruction, small group and individualized instruction, and focused instruction on students' changing needs. Classrooms have numerous books matched to reading levels. Alma Elementary makes Literacy Matter.

Also, Alma Elementary began the first year as a Professional Development School with Winthrop University after being a Partner School for the past two years. Our faculty and staff hosted three year-long teacher interns. These college students learned first-hand about student learning, specials needs, and literacy development.

Technology continues to increase. Classrooms are equipped with Activboards. From home, educational sites like Bookflick and First in Math can be accessed. We will continue to incorporate ipods, netbooks, and flip cameras into our instruction.

Literacy is an integral part of every day in all subject areas. Students read fiction and non-fiction daily with opportunities to write and talk about the text. Our students were fortunate to be able to self-select eight books each for extended reading during the summer. This initiative was provided and funded through SC State Department of Education. Students will return to school in the fall with their summer reading logs.

At Alma Elementary, we believe in creating a family-friendly school environment and providing excellent customer service. To tighten security and to have a record of our visitors, we have a computer program with photo capabilities. We welcome parents, visitors, and community members. We refer to our school as "our learning home."

Education is a team effort among students, parents, school faculty, and community. Twelve individuals from Milliken-Allen Plant and one from Hamrick Mills serve as mentors weekly to our students. We encourage you to visit our school to see first-hand how parent involvement, teacher dedication and motivated students make a successful school. At Alma, we SHINE as we "think, inspire, imagine, and celebrate."

Kim Camp, Principal & Amie Sullivan, Chairperson of School Improvement Council

### Abbreviations Key

N/A Not Applicable N/AV Not Available N/C Not Collected N/R Not Reported I/S Insufficient Sample TBD To be determined

NI Newly Identified CSI Continuing School Improvement CA Corrective Action RP Plan to Restructure R Restructure DELAY School Improvement Status HOLD School Improvement Status