



# SC Annual School Report Card Summary

Apple Charter School  
 Charleston  
 Grades: K-8 Enrollment: 122  
 Principal: Patricia Williams  
 Superintendent: Dr. Nancy J. McGinley  
 Board Chair: Mrs. Cindy Bohn Coats

## PERFORMANCE

Comprehensive detail, including definitions of ratings, performance criteria, and explanations of status, is available on [www.ed.sc.gov](http://www.ed.sc.gov) and [www.eoc.sc.gov](http://www.eoc.sc.gov) as well as school and school district websites. Printed versions are available from school districts upon request.

YEAR	ABSOLUTE RATING	GROWTH RATING	PALMETTO GOLD AND SILVER AWARD		ESEA/FEDERAL ACCOUNTABILITY RATING SYSTEM	
			General Performance	Closing the Gap	ESEA Grade	Accountability Indicator
2013	At-Risk	Average	TBD	TBD	F	Priority
2012	At-Risk	At-Risk	N/A	N/A	F	Priority
2011	At-Risk	At-Risk	N/A	N/A	Not Met	N/A

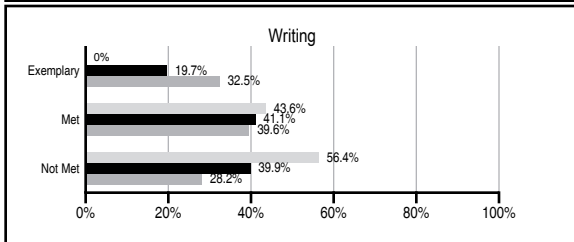
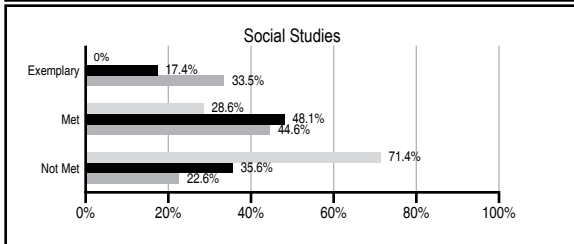
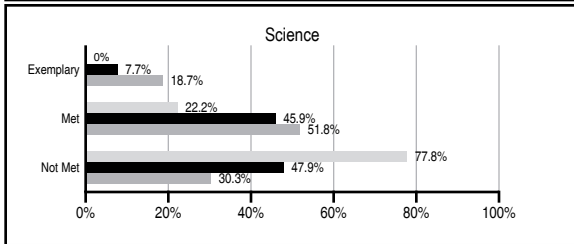
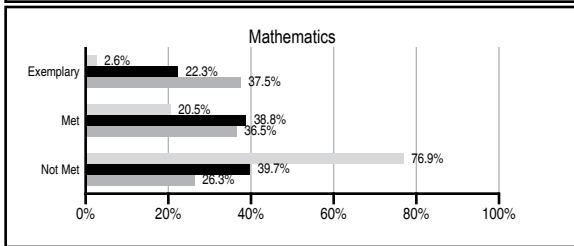
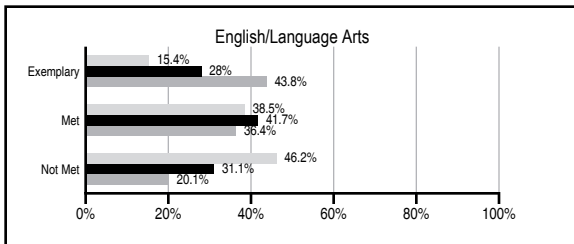
## ABSOLUTE RATINGS OF ELEMENTARY SCHOOLS WITH STUDENTS LIKE OURS\*

EXCELLENT	GOOD	AVERAGE	BELOW AVERAGE	AT-RISK
1	12	94	45	15

\* Ratings are calculated with data available by 11/07/2013. Schools with Students Like Ours are Elementary Schools with Poverty Indices of no more than 5% above or below the index for this school.

## PASS PERFORMANCE

Our School  
 Elementary Schools with Students Like Ours  
 Elementary schools statewide



## NAEP PERFORMANCE\*

\* Performance reported for SC and nation, data not available at school level. Percentages at NAEP Achievement Levels.



## SC PERFORMANCE VISION

*By 2020 all students will graduate with the knowledge and skills necessary to compete successfully in the global economy, participate in a democratic society and contribute positively as members of families and communities.*

### Abbreviations Key

N/A Not Applicable N/AV Not Available N/C Not Collected N/R Not Reported I/S Insufficient Sample TBD To be determined

# Apple Charter School [Charleston]

## SCHOOL PROFILE

	Our School	Change from Last Year	Elementary Schools with Students Like Ours	Median Elementary School
<b>Students (n=122)</b>				
Retention rate	4.1%	Up from 0.8%	1.1%	0.9%
Attendance rate	96.4%	Down from 96.9%	96.0%	96.3%
Served by gifted and talented program	0.0%	N/A	2.7%	7.2%
With disabilities	14.0%	N/A	13.5%	12.4%
Older than usual for grade	11.6%	N/A	2.9%	1.9%
Out-of-school suspensions or expulsions for violent and/or criminal offenses	0.0%	No Change	0.0%	0.0%
<b>Teachers (n=13)</b>				
Teachers with advanced degrees	46.2%	Down from 70.0%	60.0%	62.5%
Continuing contract teachers	30.8%	Down from 40.0%	76.2%	83.3%
Teachers returning from previous year	N/A	N/A	84.7%	88.3%
Teacher attendance rate	99.8%	Up from 97.9%	94.9%	95.0%
Average teacher salary*	\$38,849	Down 12.0%	\$46,154	\$48,193
Classes not taught by highly qualified teachers	0.0%	Down from 29.3%	0.0%	0.0%
Professional development days/teacher	10.1 days	Up from 8.2 days	10.3 days	11.0 days
<b>School</b>				
Principal's years at school	3.0	Up from 2.0	3.8	4.0
Student-teacher ratio in core subjects	12.5 to 1	Down from 14.1 to 1	18.1 to 1	20.1 to 1
Prime instructional time	96.0%	Up from 94.0%	89.6%	90.0%
Opportunities in the arts	Poor	No Change	Good	Good
SACS accreditation	No	No Change	Yes	Yes
Parents attending conferences	100.0%	No Change	100.0%	100.0%
Character development program	Excellent	No Change	Excellent	Excellent
Dollars spent per pupil**	\$9,067	Down 3.4%	\$8,277	\$7,364
Percent of expenditures for instruction**	48.0%	Down from 53.0%	67.0%	68.0%
Percent of expenditures for teacher salaries**	47.0%	Up from 39.2%	64.0%	66.0%
ESEA composite index score	47.2	Up from 26.8	72.2	88.0

\* Length of contract = 185+ days.

\*\* Prior year audited financial data available.

## EVALUATION RESULTS

	Teachers	Students*	Parents*
Number of surveys returned	5	32	27
Percent satisfied with learning environment	20%	87.5%	85.1%
Percent satisfied with social and physical environment	20%	80.6%	79.3%
Percent satisfied with school-home relations	40%	77.4%	82.8%

\*Only students at the highest elementary school grade level at this school and their parents were included.

## REPORT OF PRINCIPAL AND SCHOOL IMPROVEMENT COUNCIL

The Apple Charter Elementary & Middle School (TACS) is built on a foundation and philosophy that values education in a nurturing environment that is student-centered, family involved and community partnerships. This foundation will enable us to reach our goal of increasing academic achievement for all students as we use best practice strategies to close the achievement gap, build acceptable behavior through leadership, character education, and a successful career pathway component.

The mission of The Apple Charter School is to educate students in a stable, consistent, single gender environment while preparing them for higher education and maximizing their potential for success in an ever changing world by operating within the framework of the Charleston County School District from 7:20 am – 3:00 pm.

The Apple Charter School opened as a school of choice serving students in grades kindergarten through eighth grade to provide a supportive and academically challenging environment for boys/girls who are not yet achieving their full academic potential. We exist with a major objective to assist underperforming students in making high school their number one goal and improving academic achievement by encouraging them to set higher goals for post secondary education and careers, by meeting the unique academic, social and emotional needs of young boys and girls.

The Apple Charter School provides the academic and employability skills that students need to excel. The school utilizes small class size, and a highly integrative curriculum that emphasizes state and national standards taught by a highly qualified and dedicated staff. Students pursue answers to questions they have about themselves, curriculum content, and the world through effective teaching strategies, discipline, and recognition of academic excellence, extra-curricular activities and service learning. The curriculum at Apple Charter is on the cutting edge of career preparations by offering 21st Century employability skills training, advanced technology tools, and hands-on instruction in all Science, Technology, Engineering, and Mathematics (STEM) fields.

The curriculum framework allows for students to make connections between classroom learning and the real world, thinking critically and becoming responsible citizens. Classrooms are equipped with Bright Links technology and all students have access to laptop computers.

Patricia Williams, School Director  
Joseph Barbour, Chairperson, TACS Board of Directors

Comprehensive detail, including definitions of ratings, performance criteria, and explanations of status, is available on [www.ed.sc.gov](http://www.ed.sc.gov) and [www.eoc.sc.gov](http://www.eoc.sc.gov) as well as school and school district websites.

Printed versions are available from school districts upon request.

### Abbreviations Key

N/A Not Applicable N/AV Not Available N/C Not Collected N/R Not Reported I/S Insufficient Sample TBD To be determined

NI Newly Identified CSI Continuing School Improvement CA Corrective Action RP Plan to Restructure R Restructure DELAY School Improvement Status HOLD School Improvement Status