



SC Annual School Report Card Summary

Orange Grove Elementary Charter School
 Charleston
 Grades: PK-5 Enrollment: 750
 Principal: John H. Clendaniel
 Superintendent: Dr. Nancy J. McGinley
 Board Chair: Mrs. Cindy Bohn Coats

PERFORMANCE

Comprehensive detail, including definitions of ratings, performance criteria, and explanations of status, is available on www.ed.sc.gov and www.eoc.sc.gov as well as school and school district websites. Printed versions are available from school districts upon request.

YEAR	ABSOLUTE RATING	GROWTH RATING	PALMETTO GOLD AND SILVER AWARD		ESEA/FEDERAL ACCOUNTABILITY RATING SYSTEM	
			General Performance	Closing the Gap	ESEA Grade	Accountability Indicator
2013	Excellent	Excellent	TBD	TBD	A	N/A
2012	Excellent	Excellent	Gold	Gold	A	N/A
2011	Excellent	Excellent	Gold	Silver	Not Met	N/A

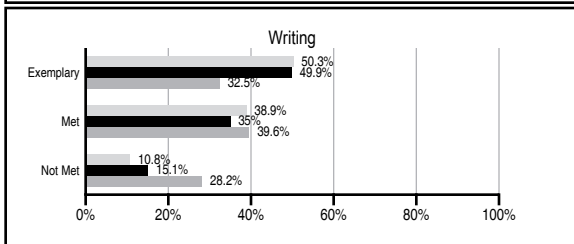
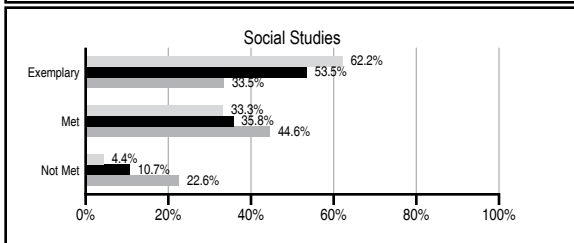
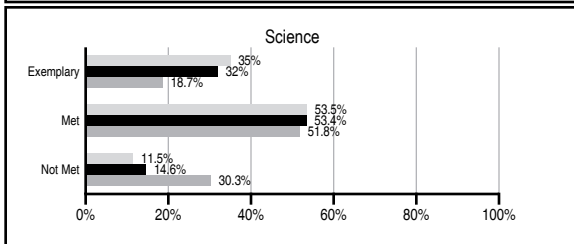
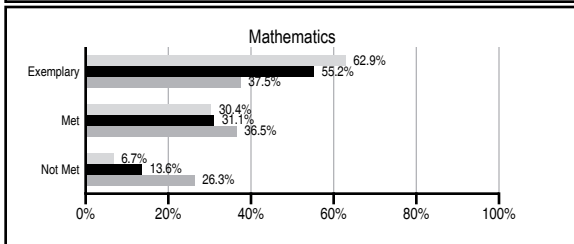
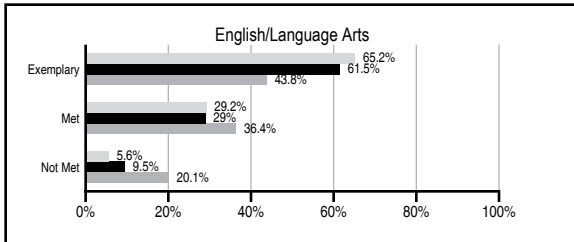
ABSOLUTE RATINGS OF ELEMENTARY SCHOOLS WITH STUDENTS LIKE OURS*

EXCELLENT	GOOD	AVERAGE	BELOW AVERAGE	AT-RISK
27	2	0	0	0

* Ratings are calculated with data available by 11/07/2013. Schools with Students Like Ours are Elementary Schools with Poverty Indices of no more than 5% above or below the index for this school.

PASS PERFORMANCE

Our School
 Elementary Schools with Students Like Ours
 Elementary schools statewide



NAEP PERFORMANCE*

* Performance reported for SC and nation, data not available at school level. Percentages at NAEP Achievement Levels.



SC PERFORMANCE VISION

By 2020 all students will graduate with the knowledge and skills necessary to compete successfully in the global economy, participate in a democratic society and contribute positively as members of families and communities.

Abbreviations Key

N/A Not Applicable N/AV Not Available N/C Not Collected N/R Not Reported I/S Insufficient Sample TBD To be determined

Orange Grove Elementary Charter School [Charleston]

SCHOOL PROFILE

	Our School	Change from Last Year	Elementary Schools with Students Like Ours	Median Elementary School
Students (n=750)				
Retention rate	0.9%	Down from 2.1%	0.7%	0.9%
Attendance rate	97.2%	Down from 97.5%	96.9%	96.3%
Served by gifted and talented program	26.3%	N/A	15.0%	7.2%
With disabilities	6.8%	N/A	9.9%	12.4%
Older than usual for grade	1.9%	N/A	1.4%	1.9%
Out-of-school suspensions or expulsions for violent and/or criminal offenses	0.0%	No Change	0.0%	0.0%
Teachers (n=57)				
Teachers with advanced degrees	73.7%	Down from 77.0%	66.7%	62.5%
Continuing contract teachers	94.7%	Down from 100.0%	90.3%	83.3%
Teachers returning from previous year	94.8%	Down from 96.6%	90.4%	88.3%
Teacher attendance rate	97.9%	Up from 94.9%	94.6%	95.0%
Average teacher salary*	\$49,229	Down 2.3%	\$50,045	\$48,193
Classes not taught by highly qualified teachers	3.5%	Up from 0.0%	0.0%	0.0%
Professional development days/teacher	10.8 days	Up from 8.7 days	11.1 days	11.0 days
School				
Principal's years at school	1.0	Down from 14.0	5.0	4.0
Student-teacher ratio in core subjects	19.6 to 1	Up from 18.8 to 1	21.4 to 1	20.1 to 1
Prime instructional time	94.9%	Up from 91.8%	90.5%	90.0%
Opportunities in the arts	Good	No Change	Good	Good
SACS accreditation	No	No Change	Yes	Yes
Parents attending conferences	100.0%	No Change	100.0%	100.0%
Character development program	Excellent	No Change	Excellent	Excellent
Dollars spent per pupil**	\$8,300	Down 2.4%	\$6,784	\$7,364
Percent of expenditures for instruction**	75.0%	Up from 73.0%	69.0%	68.0%
Percent of expenditures for teacher salaries**	73.0%	Up from 70.0%	66.0%	66.0%
ESEA composite index score	98.3	Up from 91.9	95.0	88.0

* Length of contract = 185+ days.

** Prior year audited financial data available.

EVALUATION RESULTS

	Teachers	Students*	Parents*
Number of surveys returned	62	113	85
Percent satisfied with learning environment	100%	95.5%	96.5%
Percent satisfied with social and physical environment	100%	75.2%	97.7%
Percent satisfied with school-home relations	100%	72.6%	98.9%

*Only students at the highest elementary school grade level at this school and their parents were included.

REPORT OF PRINCIPAL AND SCHOOL IMPROVEMENT COUNCIL

Orange Grove Elementary Charter School, a National Blue Ribbon and Palmetto's Finest school, has been serving the students of Charleston County for 49 years, first as a traditional public elementary school and, for the last seven years, as a conversion charter school. Becoming a charter has allowed us to be fiscally conservative, thus allowing us the ability to offer small class sizes, Spanish Instruction, Academic Specialists at each grade level, bus transportation, and the latest technology throughout the building. Becoming a charter school has also allowed us the autonomy to make curriculum and financial decisions that directly benefit our students and ensure their success.

On both the state PASS test and the nationally-normed MAP tests, our students are consistently surpassing grade level means, with many students scoring a full grade level above. More than 30% of our third through fifth graders have been identified as academically gifted. Our instruction program is rigorous and data driven, with a focus on both state and Common Core standards. Nearly 80% of our teachers have advanced degrees, and 12 have National Board certification. We have consistently received recognition by the state for our academic accomplishments. This year we were a Gold/Gold school with an Excellent/Excellent rating.

We have over 20 active business partners and a PTO that cannot be matched. Each year they help sponsor an Artist in Residence program that gives all of the students hands-on instruction in the visual and performing arts. Extracurricular activities available to the students include: National Elementary Honor Society, Student Council, the Tech Tigers, the Recycling Club, Invention Convention, WTMN News Show, Chess Club, Strings, and Chorus. For our athletes, we offer basketball, tennis, golf, and yoga. Additionally, our inaugural Lego Robotics team represented us well this year at the county level. Families enjoy participating in the pancake breakfasts, Family Nights, Spring Fling, Silent Auction and the Holiday Shop.

Orange Grove Elementary Charter School is truly a place "Where Great Minds Grow."

John H. Clendaniel, Principal
Brian E. Alexander, Chair Board of Directors

Comprehensive detail, including definitions of ratings, performance criteria, and explanations of status, is available on www.ed.sc.gov and www.eoc.sc.gov as well as school and school district websites.

Printed versions are available from school districts upon request.

Abbreviations Key

N/A Not Applicable N/AV Not Available N/C Not Collected N/R Not Reported I/S Insufficient Sample TBD To be determined
NI Newly Identified CSI Continuing School Improvement CA Corrective Action RP Plan to Restructure R Restructure DELAY School Improvement Status HOLD School Improvement Status