



SC Annual School Report Card Summary

Drayton Hall Elementary School
 Charleston
 Grades: PK-5 Enrollment: 832
 Principal: John E. Cobb
 Superintendent: Dr. Nancy J. McGinley
 Board Chair: Mrs. Cindy Bohn Coats

PERFORMANCE

Comprehensive detail, including definitions of ratings, performance criteria, and explanations of status, is available on www.ed.sc.gov and www.eoc.sc.gov as well as school and school district websites. Printed versions are available from school districts upon request.

YEAR	ABSOLUTE RATING	GROWTH RATING	PALMETTO GOLD AND SILVER AWARD		ESEA/FEDERAL ACCOUNTABILITY RATING SYSTEM	
			General Performance	Closing the Gap	ESEA Grade	Accountability Indicator
2013	Excellent	Good	TBD	TBD	A	N/A
2012	Excellent	Excellent	Gold	Gold	A	N/A
2011	Excellent	Excellent	Gold	N/A	Met	N/A

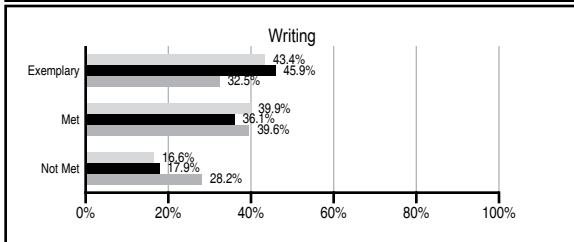
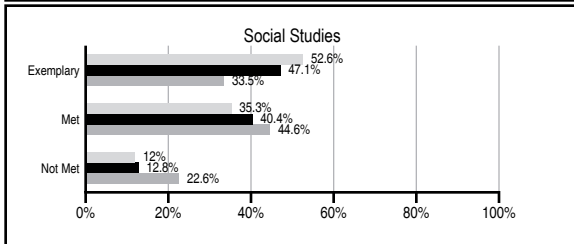
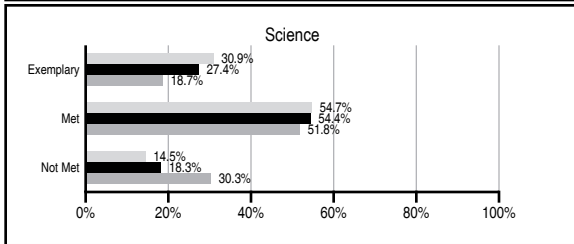
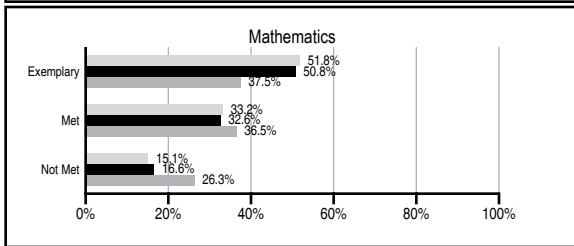
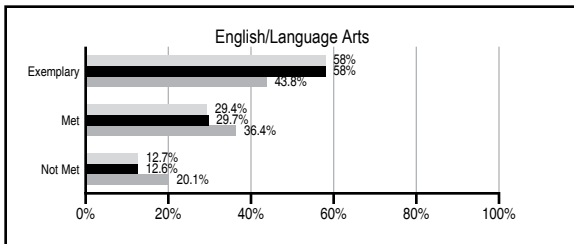
ABSOLUTE RATINGS OF ELEMENTARY SCHOOLS WITH STUDENTS LIKE OURS*

EXCELLENT	GOOD	AVERAGE	BELOW AVERAGE	AT-RISK
33	9	0	1	0

* Ratings are calculated with data available by 11/07/2013. Schools with Students Like Ours are Elementary Schools with Poverty Indices of no more than 5% above or below the index for this school.

PASS PERFORMANCE

Our School
 Elementary Schools with Students Like Ours
 Elementary schools statewide



NAEP PERFORMANCE*

* Performance reported for SC and nation, data not available at school level. Percentages at NAEP Achievement Levels.



SC PERFORMANCE VISION

By 2020 all students will graduate with the knowledge and skills necessary to compete successfully in the global economy, participate in a democratic society and contribute positively as members of families and communities.

Abbreviations Key

N/A Not Applicable N/AV Not Available N/C Not Collected N/R Not Reported I/S Insufficient Sample TBD To be determined

Drayton Hall Elementary School [Charleston]

SCHOOL PROFILE

	Our School	Change from Last Year	Elementary Schools with Students Like Ours	Median Elementary School
Students (n=832)				
Retention rate	0.7%	Down from 0.9%	0.7%	0.9%
Attendance rate	96.9%	No Change	96.8%	96.3%
Served by gifted and talented program	11.8%	N/A	13.0%	7.2%
With disabilities	4.8%	N/A	10.5%	12.4%
Older than usual for grade	1.1%	N/A	1.4%	1.9%
Out-of-school suspensions or expulsions for violent and/or criminal offenses	0.4%	Up from 0.0%	0.0%	0.0%
Teachers (n=45)				
Teachers with advanced degrees	64.4%	Up from 60.5%	68.0%	62.5%
Continuing contract teachers	80.0%	Down from 88.4%	90.0%	83.3%
Teachers returning from previous year	90.4%	Down from 92.1%	90.4%	88.3%
Teacher attendance rate	97.6%	Down from 98.7%	94.8%	95.0%
Average teacher salary*	\$45,410	Up 2.0%	\$49,864	\$48,193
Classes not taught by highly qualified teachers	0.0%	Down from 2.5%	0.0%	0.0%
Professional development days/teacher	7.7 days	Down from 7.8 days	11.2 days	11.0 days
School				
Principal's years at school	9.0	Up from 8.0	5.0	4.0
Student-teacher ratio in core subjects	23.7 to 1	Down from 27.1 to 1	21.2 to 1	20.1 to 1
Prime instructional time	94.1%	Down from 95.4%	90.5%	90.0%
Opportunities in the arts	Good	No Change	Good	Good
SACS accreditation	No	No Change	Yes	Yes
Parents attending conferences	100.0%	No Change	100.0%	100.0%
Character development program	Excellent	No Change	Excellent	Excellent
Dollars spent per pupil**	\$5,426	Down 2.2%	\$7,112	\$7,364
Percent of expenditures for instruction**	68.0%	Down from 68.5%	69.5%	68.0%
Percent of expenditures for teacher salaries**	66.0%	Down from 66.2%	67.0%	66.0%
ESEA composite index score	99.3	Up from 98.4	92.9	88.0

* Length of contract = 185+ days.

** Prior year audited financial data available.

EVALUATION RESULTS

	Teachers	Students*	Parents*
Number of surveys returned	35	79	66
Percent satisfied with learning environment	97.2%	91.2%	95.5%
Percent satisfied with social and physical environment	100%	91.3%	95.4%
Percent satisfied with school-home relations	97.2%	89.8%	100%

*Only students at the highest elementary school grade level at this school and their parents were included.

REPORT OF PRINCIPAL AND SCHOOL IMPROVEMENT COUNCIL

Drayton Hall Elementary School, a Palmetto Gold recipient for the past four years, is part of the Charleston County School District. We are located in the West Ashley area of the City of Charleston. Our diverse Pre-K through fifth grade population of 857 students represents nine different countries. Sixty-seven percent of our highly qualified staff holds advanced degrees. All staff members are committed to excellence through the reinforcement of a rigorous curriculum and high expectations for all students. Enrichment opportunities are provided through co-planning, co-teaching, and itinerant teachers to meet the individual needs of all of our students.

Drayton Hall Elementary is one of four pilot schools for the district's one-to-one learning initiative, integrating iPads into daily instruction. Each student and faculty member has an iPad as an instructional learning tool. All classes are equipped with interactive SMARTboards and at least two large display computers. All students participate in labs for music and computer instruction.

Our PTO is very involved in school planning by supporting staff development, providing materials to support instruction, and rewarding students for achievement, therefore creating a strong bond with all stake holders. This year we were awarded the Apple Distinguished School Award for our commitment to technology in education. The staff and students participate in activities throughout the year to promote a healthy lifestyle. Students have the opportunity to participate as members of the following groups: tennis, chorus, Roarin' Recyclers Team, basketball, student council, Wee Delivery, Reading Buddies, and our student-produced Morning News. Drayton Hall also offers interactive before and after school care in the kaleidoscope program.

A rigorous curriculum, collegiality, strong leadership, and clear goals with assessment define our successes. At Drayton Hall Elementary School, Students Come First.

John Cobb, Principal
Carter, SIC President

Hope

Comprehensive detail, including definitions of ratings, performance criteria, and explanations of status, is available on www.ed.sc.gov and www.eoc.sc.gov as well as school and school district websites.

Printed versions are available from school districts upon request.

Abbreviations Key

N/A Not Applicable N/AV Not Available N/C Not Collected N/R Not Reported I/S Insufficient Sample TBD To be determined
NI Newly Identified CSI Continuing School Improvement CA Corrective Action RP Plan to Restructure R Restructure DELAY School Improvement Status HOLD School Improvement Status