



SC Annual School Report Card Summary

Charles Pinckney Elementary School
 Charleston
 Grades: 3-5 Enrollment: 1,164
 Principal: Leanne Sheppard
 Superintendent: Dr. Nancy J. McGinley
 Board Chair: Mrs. Cindy Bohn Coats

PERFORMANCE

Comprehensive detail, including definitions of ratings, performance criteria, and explanations of status, is available on www.ed.sc.gov and www.eoc.sc.gov as well as school and school district websites. Printed versions are available from school districts upon request.

YEAR	ABSOLUTE RATING	GROWTH RATING	PALMETTO GOLD AND SILVER AWARD		ESEA/FEDERAL ACCOUNTABILITY RATING SYSTEM	
			General Performance	Closing the Gap	ESEA Grade	Accountability Indicator
2013	Excellent	Good	TBD	TBD	A	N/A
2012	Excellent	Excellent	Gold	Silver	A	N/A
2011	Excellent	Excellent	Gold	Gold	Not Met	N/A

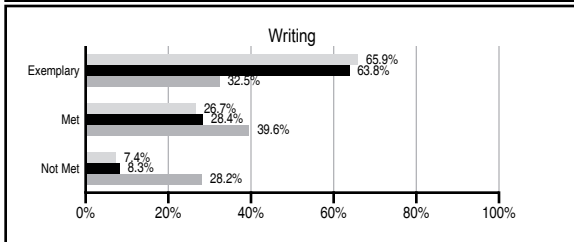
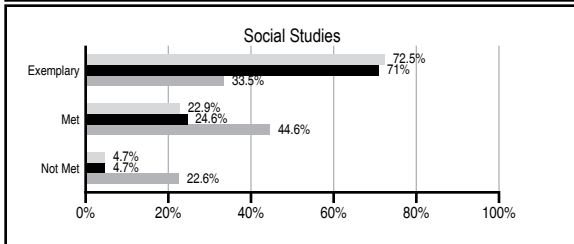
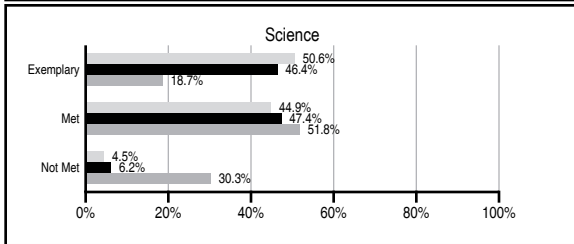
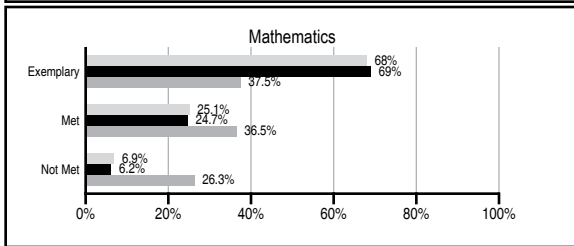
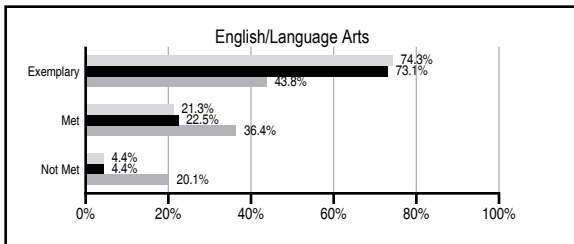
ABSOLUTE RATINGS OF ELEMENTARY SCHOOLS WITH STUDENTS LIKE OURS*

EXCELLENT	GOOD	AVERAGE	BELOW AVERAGE	AT-RISK
15	0	0	0	0

* Ratings are calculated with data available by 11/07/2013. Schools with Students Like Ours are Elementary Schools with Poverty Indices of no more than 5% above or below the index for this school.

PASS PERFORMANCE

Our School
 Elementary Schools with Students Like Ours
 Elementary schools statewide



NAEP PERFORMANCE*

* Performance reported for SC and nation, data not available at school level. Percentages at NAEP Achievement Levels.



SC PERFORMANCE VISION

By 2020 all students will graduate with the knowledge and skills necessary to compete successfully in the global economy, participate in a democratic society and contribute positively as members of families and communities.

Abbreviations Key

N/A Not Applicable N/AV Not Available N/C Not Collected N/R Not Reported I/S Insufficient Sample TBD To be determined

Charles Pinckney Elementary School [Charleston]

SCHOOL PROFILE

	Our School	Change from Last Year	Elementary Schools with Students Like Ours	Median Elementary School
Students (n=1,164)				
Retention rate	0.2%	Up from 0.1%	0.4%	0.9%
Attendance rate	97.2%	Down from 97.3%	97.2%	96.3%
Served by gifted and talented program	41.9%	N/A	20.7%	7.2%
With disabilities	6.9%	N/A	7.9%	12.4%
Older than usual for grade	0.9%	N/A	0.4%	1.9%
Out-of-school suspensions or expulsions for violent and/or criminal offenses	0.0%	No Change	0.0%	0.0%
Teachers (n=63)				
Teachers with advanced degrees	60.3%	Up from 56.1%	67.7%	62.5%
Continuing contract teachers	79.4%	Down from 82.5%	88.5%	83.3%
Teachers returning from previous year	92.5%	Up from 92.1%	91.4%	88.3%
Teacher attendance rate	96.9%	Down from 98.7%	95.2%	95.0%
Average teacher salary*	\$45,419	Up 2.2%	\$49,416	\$48,193
Classes not taught by highly qualified teachers	0.0%	No Change	0.4%	0.0%
Professional development days/teacher	9.0 days	Up from 8.6 days	10.9 days	11.0 days
School				
Principal's years at school	9.0	Up from 8.0	5.0	4.0
Student-teacher ratio in core subjects	23.6 to 1	Down from 27.2 to 1	21.6 to 1	20.1 to 1
Prime instructional time	93.8%	Down from 95.9%	91.6%	90.0%
Opportunities in the arts	Excellent	Up from Good	Good	Good
SACS accreditation	No	No Change	Yes	Yes
Parents attending conferences	100.0%	No Change	100.0%	100.0%
Character development program	Excellent	No Change	Excellent	Excellent
Dollars spent per pupil**	\$5,318	Up 0.9%	\$6,992	\$7,364
Percent of expenditures for instruction**	64.0%	Up from 62.6%	71.5%	68.0%
Percent of expenditures for teacher salaries**	63.0%	Up from 61.7%	70.5%	66.0%
ESEA composite index score	90.0	Down from 99.9	98.9	88.0

* Length of contract = 185+ days.

** Prior year audited financial data available.

EVALUATION RESULTS

	Teachers	Students*	Parents*
Number of surveys returned	35	316	211
Percent satisfied with learning environment	100%	97.1%	97.2%
Percent satisfied with social and physical environment	100%	95.8%	98.6%
Percent satisfied with school-home relations	100%	95.5%	98.5%

*Only students at the highest elementary school grade level at this school and their parents were included.

REPORT OF PRINCIPAL AND SCHOOL IMPROVEMENT COUNCIL

Excellence is not only our standard at Charles Pinckney Elementary School; it is also a state of mind and an expectation of the community we serve. At Pinckney Elementary, our mission is to provide each student with an extensive range of educational opportunities in a nurturing environment. The staff and faculty, in partnership with families, ensure a healthy balance of rigorous instruction, extracurricular activities, and social opportunities for our students. Our students achieve at high levels, which has resulted in our school being recognized as a National Blue Ribbon School as well as a Palmetto Gold School.

Providing an array of educational opportunities ensures that each child's educational needs are met. This philosophy is the driving force among Pinckney's highly motivated team and is evident through an assortment of rigorous learning opportunities offered at our school. Teachers employ research-based instructional methods, such as iPads, kinesthetic and action-based learning equipment, and single gender classes, to make sure every child has an opportunity to serve as an active participant in our learning community. The faculty and staff at Pinckney Elementary further promote multiple learning opportunities through the arts. Each year we host Pinckney Ploozza, a school-wide celebration of the arts.

Pinckney partnerships are vital to the school's success. Our community, families, faculty and staff are committed to high-quality education. Our PTO supports our school's literacy goals by fundraising to add additional books and resources to our leveled library. In addition, community members frequently volunteer to serve as guest speakers. We have yearly participation in the Relay for Life, Christmas Commandos, Pennies for Patients and a pajama drive for a local orphanage.

At Pinckney we understand the importance of balancing a rigorous curriculum with extracurricular activities and social opportunities for our students. Students have a variety of activities from which to choose including: Chess Club, Student Council, Ecology Club, Junior Lego League, girls' and boys' basketball teams, tennis teams and the WCPE news show. Social and academic-centered opportunities are numerous as well. Parents, students, and staff members enjoy the Harvest Ball, Oyster Roast, Festival of Books, SMART Night, Sock Hops, and the Science Fair.

Pinckney's persistent pledge to excellence has and will continue to produce responsible citizens and life-long learners.

Leanne Sheppard, Principal
Gallagher, SIC Chairperson

Sharon

Comprehensive detail, including definitions of ratings, performance criteria, and explanations of status, is available on www.ed.sc.gov and www.eoc.sc.gov as well as school and school district websites.

Printed versions are available from school districts upon request.

Abbreviations Key

N/A Not Applicable N/AV Not Available N/C Not Collected N/R Not Reported I/S Insufficient Sample TBD To be determined
NI Newly Identified CSI Continuing School Improvement CA Corrective Action RP Plan to Restructure R Restructure DELAY School Improvement Status HOLD School Improvement Status