



SC Annual School Report Card Summary

Belle Hall Elementary School
 Charleston
 Grades: PK-5 Enrollment: 692
 Principal: Kevin Conklin
 Superintendent: Dr. Nancy J. McGinley
 Board Chair: Mrs. Cindy Bohn Coats

PERFORMANCE

Comprehensive detail, including definitions of ratings, performance criteria, and explanations of status, is available on www.ed.sc.gov and www.eoc.sc.gov as well as school and school district websites. Printed versions are available from school districts upon request.

YEAR	ABSOLUTE RATING	GROWTH RATING	PALMETTO GOLD AND SILVER AWARD		ESEA/FEDERAL ACCOUNTABILITY RATING SYSTEM	
			General Performance	Closing the Gap	ESEA Grade	Accountability Indicator
2013	Excellent	Good	TBD	TBD	A	N/A
2012	Excellent	Excellent	Gold	Silver	A	N/A
2011	Excellent	Excellent	Gold	N/A	Not Met	N/A

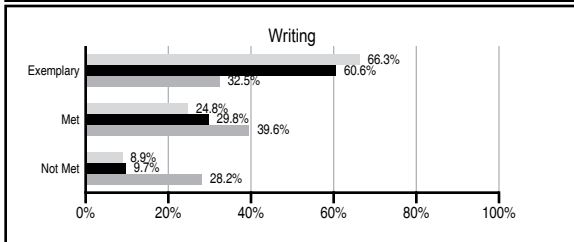
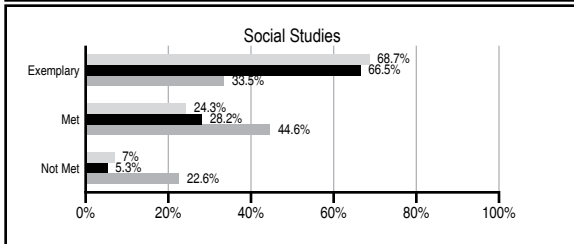
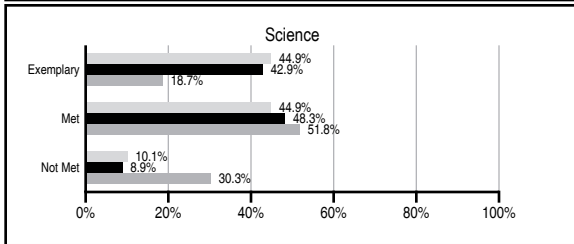
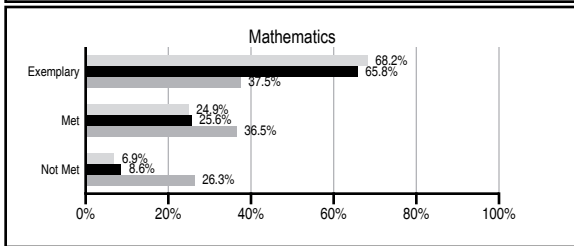
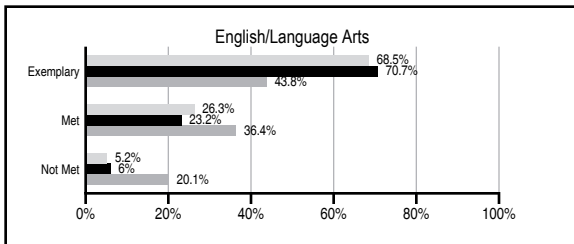
ABSOLUTE RATINGS OF ELEMENTARY SCHOOLS WITH STUDENTS LIKE OURS*

EXCELLENT	GOOD	AVERAGE	BELOW AVERAGE	AT-RISK
17	0	0	0	0

* Ratings are calculated with data available by 11/07/2013. Schools with Students Like Ours are Elementary Schools with Poverty Indices of no more than 5% above or below the index for this school.

PASS PERFORMANCE

Our School Elementary Schools with Students Like Ours Elementary schools statewide



NAEP PERFORMANCE*

* Performance reported for SC and nation, data not available at school level. Percentages at NAEP Achievement Levels.



SC PERFORMANCE VISION

By 2020 all students will graduate with the knowledge and skills necessary to compete successfully in the global economy, participate in a democratic society and contribute positively as members of families and communities.

Abbreviations Key

N/A Not Applicable N/AV Not Available N/C Not Collected N/R Not Reported I/S Insufficient Sample TBD To be determined

Belle Hall Elementary School [Charleston]

SCHOOL PROFILE

	Our School	Change from Last Year	Elementary Schools with Students Like Ours	Median Elementary School
Students (n=692)				
Retention rate	0.4%	Down from 0.7%	0.4%	0.9%
Attendance rate	97.2%	Down from 97.4%	97.3%	96.3%
Served by gifted and talented program	18.6%	N/A	18.6%	7.2%
With disabilities	6.2%	N/A	10.0%	12.4%
Older than usual for grade	0.3%	N/A	0.6%	1.9%
Out-of-school suspensions or expulsions for violent and/or criminal offenses	0.1%	No Change	0.0%	0.0%
Teachers (n=49)				
Teachers with advanced degrees	59.2%	No Change	66.7%	62.5%
Continuing contract teachers	93.9%	Down from 95.9%	88.5%	83.3%
Teachers returning from previous year	95.3%	Down from 96.9%	91.4%	88.3%
Teacher attendance rate	96.0%	Down from 97.5%	95.1%	95.0%
Average teacher salary*	\$51,689	Up 2.3%	\$49,565	\$48,193
Classes not taught by highly qualified teachers	2.0%	Up from 0.0%	0.0%	0.0%
Professional development days/teacher	7.1 days	Up from 6.3 days	10.6 days	11.0 days
School				
Principal's years at school	5.0	Up from 4.0	4.0	4.0
Student-teacher ratio in core subjects	22.6 to 1	Down from 23.0 to 1	21.4 to 1	20.1 to 1
Prime instructional time	92.8%	Down from 94.7%	91.4%	90.0%
Opportunities in the arts	Good	No Change	Good	Good
SACS accreditation	No	No Change	Yes	Yes
Parents attending conferences	100.0%	Up from 99.3%	100.0%	100.0%
Character development program	Excellent	No Change	Excellent	Excellent
Dollars spent per pupil**	\$6,862	Up 8.9%	\$6,992	\$7,364
Percent of expenditures for instruction**	74.0%	Up from 73.6%	71.5%	68.0%
Percent of expenditures for teacher salaries**	73.0%	Up from 72.8%	70.0%	66.0%
ESEA composite index score	98.6	Down from 99.8	98.6	88.0

* Length of contract = 185+ days.

** Prior year audited financial data available.

EVALUATION RESULTS

	Teachers	Students*	Parents*
Number of surveys returned	29	127	79
Percent satisfied with learning environment	100%	95.3%	88.6%
Percent satisfied with social and physical environment	100%	95.3%	96.1%
Percent satisfied with school-home relations	100%	98.4%	96.1%

*Only students at the highest elementary school grade level at this school and their parents were included.

REPORT OF PRINCIPAL AND SCHOOL IMPROVEMENT COUNCIL

This report card data reflects the spring of 2013 grades 3, 4 and 5 PASS results and School Climate Surveys of parents and students in grade five. Belle Hall Elementary (BHE) is proud of the students' performance and achievement on the PASS. We continue to prioritize academics and student achievement as we focus on teaching the South Carolina Curriculum Standards in preparation for success on the Palmetto Assessment of State Standards (PASS) exam. Furthermore, we are actively engaged in planning for the implementation of the Common Core State Standards curriculum. The school provides a safe and nurturing environment promoting character development through regularly scheduled guidance classes and a school-wide positive discipline plan. Our curriculum is rigorous and augmented with challenging extension activities for developing students. Belle Hall is a successful school that benefits from the hard work and determination of our students, teachers, parents, staff and community. BHE received the 2012 Palmetto Gold Award, which is based on exemplary student achievement. This is our twelfth consecutive year for this distinction. Thank you to everyone who supported us in pursuit of these goals!

Belle Hall Elementary's mission is to develop skilled, respected, independent seekers of knowledge by providing a rich, diverse, and challenging curriculum. The school's ethnically diverse population of 755 students in Child Development (four year olds) through the 5th grade has an enrollment of 80% white and 20% non-white students. Instructional programs include various special education services, fine arts, technology, guidance, Accelerated Reader, chorus, handbells, and regular intervention groups for students needing academic assistance. Students may also participate in swimming, tennis and basketball among other extracurricular activities. Students in 3rd through 5th grades may qualify for the Gifted and Talented program. Approximately half of our eligible children participate in this G/T program. Efforts are consistently made to provide additional resources to classrooms challenged with increasing student-teacher ratios. In 2012-13, average class sizes were 25:1 in kindergarten, 17:1 in first grade, 22:1 in 2nd/3rd grades and 28:1 in the upper grades. Teacher turnover is rare at Belle Hall and a majority of teachers holds a Master's Degree or above. Belle Hall teachers currently average 18 years of teaching experience with four holding National Board Certification. Securing adequate time for teacher planning and professional development remains a focus so that we can best meet the needs of the students.

The Belle Hall journey to support all children and enable them to be successful, fulfilled learners continues.

Mr. Kevin Conklin, Principal
Steele, SIC Chair

Jody

Comprehensive detail, including definitions of ratings, performance criteria, and explanations of status, is available on www.ed.sc.gov and www.eoc.sc.gov as well as school and school district websites.

Printed versions are available from school districts upon request.

Abbreviations Key

N/A Not Applicable N/AV Not Available N/C Not Collected N/R Not Reported I/S Insufficient Sample TBD To be determined
NI Newly Identified CSI Continuing School Improvement CA Corrective Action RP Plan to Restructure R Restructure DELAY School Improvement Status HOLD School Improvement Status