



SC Annual School Report Card Summary

Mt. Zion Elementary School
 Charleston
 Grades: PK-5 Enrollment: 221
 Principal: Deborah Fordham
 Superintendent: Dr. Nancy J. McGinley
 Board Chair: Mrs. Cindy Bohn Coats

PERFORMANCE

Comprehensive detail, including definitions of ratings, performance criteria, and explanations of status, is available on www.ed.sc.gov and www.eoc.sc.gov as well as school and school district websites. Printed versions are available from school districts upon request.

YEAR	ABSOLUTE RATING	GROWTH RATING	PALMETTO GOLD AND SILVER AWARD		ESEA/FEDERAL ACCOUNTABILITY RATING SYSTEM	
			General Performance	Closing the Gap	ESEA Grade	Accountability Indicator
2013	Average	Below Average	TBD	TBD	D	N/A
2012	Average	Excellent	Gold	N/A	A	Reward
2011	Average	Good	Silver	Silver	Met	N/A

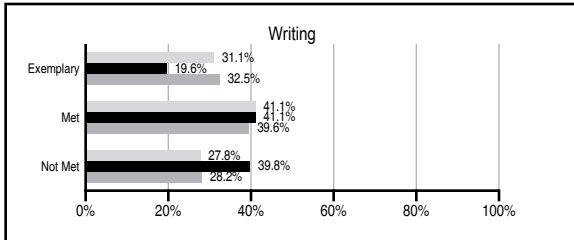
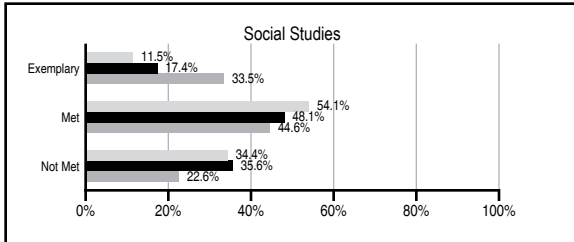
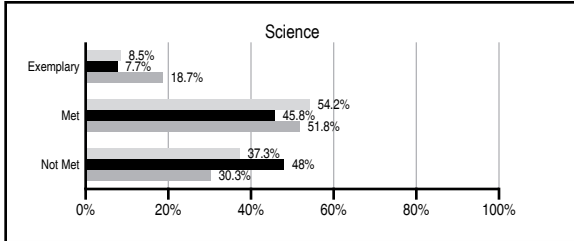
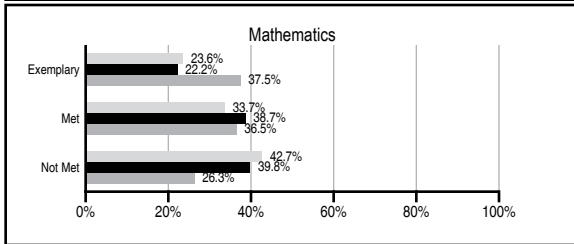
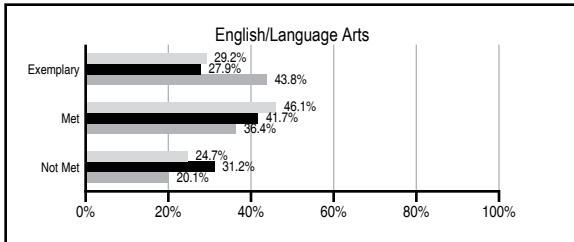
ABSOLUTE RATINGS OF ELEMENTARY SCHOOLS WITH STUDENTS LIKE OURS*

EXCELLENT	GOOD	AVERAGE	BELOW AVERAGE	AT-RISK
1	12	93	45	15

* Ratings are calculated with data available by 11/07/2013. Schools with Students Like Ours are Elementary Schools with Poverty Indices of no more than 5% above or below the index for this school.

PASS PERFORMANCE

Our School
 Elementary Schools with Students Like Ours
 Elementary schools statewide



NAEP PERFORMANCE*

* Performance reported for SC and nation, data not available at school level. Percentages at NAEP Achievement Levels.



SC PERFORMANCE VISION

By 2020 all students will graduate with the knowledge and skills necessary to compete successfully in the global economy, participate in a democratic society and contribute positively as members of families and communities.

Abbreviations Key

N/A Not Applicable N/AV Not Available N/C Not Collected N/R Not Reported I/S Insufficient Sample TBD To be determined

Mt. Zion Elementary School [Charleston]

SCHOOL PROFILE

	Our School	Change from Last Year	Elementary Schools with Students Like Ours	Median Elementary School
Students (n=221)				
Retention rate	0.0%	No Change	1.1%	0.9%
Attendance rate	95.0%	Down from 95.4%	95.9%	96.3%
Served by gifted and talented program	5.4%	N/A	2.6%	7.2%
With disabilities	10.5%	N/A	13.4%	12.4%
Older than usual for grade	1.2%	N/A	2.9%	1.9%
Out-of-school suspensions or expulsions for violent and/or criminal offenses	0.0%	Down from 0.4%	0.0%	0.0%
Teachers (n=22)				
Teachers with advanced degrees	45.5%	Up from 36.4%	60.0%	62.5%
Continuing contract teachers	81.8%	No Change	75.9%	83.3%
Teachers returning from previous year	91.0%	Down from 94.2%	84.6%	88.3%
Teacher attendance rate	95.1%	Down from 98.2%	94.9%	95.0%
Average teacher salary*	\$44,141	Up 7.1%	\$46,124	\$48,193
Classes not taught by highly qualified teachers	0.0%	Down from 5.4%	0.0%	0.0%
Professional development days/teacher	10.7 days	Up from 6.0 days	10.3 days	11.0 days
School				
Principal's years at school	9.0	Up from 7.0	3.5	4.0
Student-teacher ratio in core subjects	15.0 to 1	Down from 19.9 to 1	18.0 to 1	20.1 to 1
Prime instructional time	89.9%	Down from 93.6%	89.6%	90.0%
Opportunities in the arts	Good	No Change	Good	Good
SACS accreditation	No	No Change	Yes	Yes
Parents attending conferences	100.0%	No Change	100.0%	100.0%
Character development program	Excellent	No Change	Excellent	Excellent
Dollars spent per pupil**	\$9,066	Up 12.2%	\$8,291	\$7,364
Percent of expenditures for instruction**	65.0%	Down from 66.2%	67.0%	68.0%
Percent of expenditures for teacher salaries**	63.0%	No Change	64.0%	66.0%
ESEA composite index score	62.0	Down from 94.5	71.7	88.0

* Length of contract = 185+ days.

** Prior year audited financial data available.

EVALUATION RESULTS

	Teachers	Students*	Parents*
Number of surveys returned	N/A	25	11
Percent satisfied with learning environment	N/A	100%	72.8%
Percent satisfied with social and physical environment	N/A	88%	72.7%
Percent satisfied with school-home relations	N/A	92%	63.7%

*Only students at the highest elementary school grade level at this school and their parents were included.

REPORT OF PRINCIPAL AND SCHOOL IMPROVEMENT COUNCIL

The mission of Mt. Zion Elementary School, working in partnership with students, staff, parents and the community, is to ensure that all students are provided with a high- quality education through curriculum that utilizes approaches based on content advancement, analysis of abstract themes or concepts, development of complex thinking processes, and transformation of learning into creative products.

Our work in coming years will focus on implementing personalized learning strategies as outlined in the RISC (Reinventing Schools Coalition) Model. We are excited that we will be able to offer educational experiences for our students that are truly individualized.

We invite our entire community to join us in achieving our mission. The faculty, staff, and students of our school look forward to your continued support.

Deborah Fordham, Principal
Darlene Waters, SIC

Comprehensive detail, including definitions of ratings, performance criteria, and explanations of status, is available on www.ed.sc.gov and www.eoc.sc.gov as well as school and school district websites.

Printed versions are available from school districts upon request.

Abbreviations Key

N/A Not Applicable N/AV Not Available N/C Not Collected N/R Not Reported I/S Insufficient Sample TBD To be determined
NI Newly Identified CSI Continuing School Improvement CA Corrective Action RP Plan to Restructure R Restructure DELAY School Improvement Status HOLD School Improvement Status