



SC Annual School Report Card Summary

Buist Academy
Charleston
Grades: K-8 Enrollment: 399
Principal: Shawntay White
Superintendent: Dr. Nancy J. McGinley
Board Chair: Mrs. Cindy Bohn Coats

PERFORMANCE

Comprehensive detail, including definitions of ratings, performance criteria, and explanations of status, is available on www.ed.sc.gov and www.eoc.sc.gov as well as school and school district websites. Printed versions are available from school districts upon request.

YEAR	ABSOLUTE RATING	GROWTH RATING	PALMETTO GOLD AND SILVER AWARD		ESEA/FEDERAL ACCOUNTABILITY RATING SYSTEM	
			General Performance	Closing the Gap	ESEA Grade	Accountability Indicator
2013	Excellent	Good	TBD	TBD	A	N/A
2012	Excellent	Excellent	Gold	Gold	A	N/A
2011	Excellent	Excellent	Gold	Gold	Met	N/A

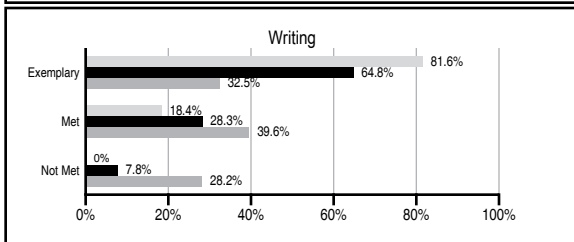
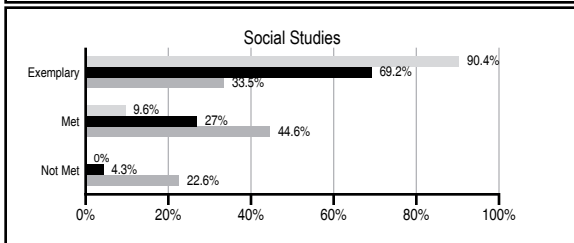
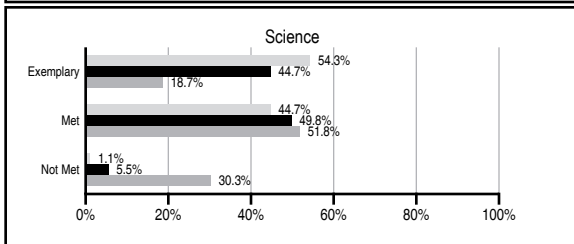
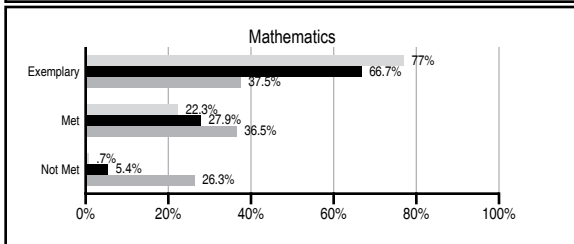
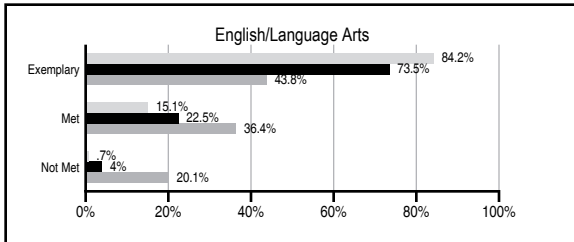
ABSOLUTE RATINGS OF ELEMENTARY SCHOOLS WITH STUDENTS LIKE OURS*

EXCELLENT	GOOD	AVERAGE	BELOW AVERAGE	AT-RISK
9	0	0	0	0

* Ratings are calculated with data available by 11/07/2013. Schools with Students Like Ours are Elementary Schools with Poverty Indices of no more than 5% above or below the index for this school.

PASS PERFORMANCE

Our School
 Elementary Schools with Students Like Ours
 Elementary schools statewide



NAEP PERFORMANCE*

* Performance reported for SC and nation, data not available at school level. Percentages at NAEP Achievement Levels.



SC PERFORMANCE VISION

By 2020 all students will graduate with the knowledge and skills necessary to compete successfully in the global economy, participate in a democratic society and contribute positively as members of families and communities.

Abbreviations Key

N/A Not Applicable N/AV Not Available N/C Not Collected N/R Not Reported I/S Insufficient Sample TBD To be determined

Buist Academy [Charleston]

SCHOOL PROFILE

	Our School	Change from Last Year	Elementary Schools with Students Like Ours	Median Elementary School
Students (n=399)				
Retention rate	0.0%	No Change	0.4%	0.9%
Attendance rate	97.1%	Down from 97.3%	97.1%	96.3%
Served by gifted and talented program	51.1%	N/A	21.5%	7.2%
With disabilities	0.3%	N/A	7.3%	12.4%
Older than usual for grade	0.0%	N/A	0.2%	1.9%
Out-of-school suspensions or expulsions for violent and/or criminal offenses	0.3%	Up from 0.0%	0.0%	0.0%
Teachers (n=30)				
Teachers with advanced degrees	73.3%	Down from 77.4%	67.7%	62.5%
Continuing contract teachers	96.7%	Up from 80.6%	83.9%	83.3%
Teachers returning from previous year	87.2%	Up from 86.0%	91.2%	88.3%
Teacher attendance rate	93.7%	Down from 97.9%	95.0%	95.0%
Average teacher salary*	\$49,329	Up 4.0%	\$49,329	\$48,193
Classes not taught by highly qualified teachers	0.0%	Down from 2.1%	2.9%	0.0%
Professional development days/teacher	8.0 days	Up from 6.6 days	11.2 days	11.0 days
School				
Principal's years at school	1.0	Down from 11.0	9.0	4.0
Student-teacher ratio in core subjects	22.2 to 1	Down from 24.6 to 1	22.1 to 1	20.1 to 1
Prime instructional time	90.0%	Down from 94.9%	91.7%	90.0%
Opportunities in the arts	Good	No Change	Good	Good
SACS accreditation	No	No Change	Yes	Yes
Parents attending conferences	99.6%	Down from 100.0%	100.0%	100.0%
Character development program	Excellent	No Change	Excellent	Excellent
Dollars spent per pupil**	\$8,608	Down 1.9%	\$7,250	\$7,364
Percent of expenditures for instruction**	61.0%	Up from 60.5%	69.0%	68.0%
Percent of expenditures for teacher salaries**	61.0%	Up from 59.7%	67.5%	66.0%
ESEA composite index score	100.0	No Change	99.2	88.0

* Length of contract = 185+ days.

** Prior year audited financial data available.

EVALUATION RESULTS

	Teachers	Students*	Parents*
Number of surveys returned	10	52	45
Percent satisfied with learning environment	90%	96.2%	95.6%
Percent satisfied with social and physical environment	90%	94.1%	95.6%
Percent satisfied with school-home relations	100%	96.1%	93.3%

*Only students at the highest elementary school grade level at this school and their parents were included.

Comprehensive detail, including definitions of ratings, performance criteria, and explanations of status, is available on www.ed.sc.gov and www.eoc.sc.gov as well as school and school district websites.

Printed versions are available from school districts upon request.

REPORT OF PRINCIPAL AND SCHOOL IMPROVEMENT COUNCIL

Buist Academy for Advanced Studies is a kindergarten through eighth grade academic magnet, International Baccalaureate World School. The mission of Buist Academy is to educate students in a challenging environment that emphasizes academic excellence and promotes respect for individual differences. Students acquire knowledge, skills and attributes necessary to take action in their local and global community. Buist Academy students become caring, internationally-minded, life-long learners.

The theme for last school year was "On the Move". With the final year complete in our temporary location, we are literally on the move as we move back to 103 Calhoun Street in beautiful downtown Charleston. Three years in a temporary location has been a challenge; however, faculty, students and parents have made the best of the situation to continue to provide challenging, engaging educational opportunities for students.

Students will begin the 2013-14 academic year in a beautiful state-of-the-art facility. The International Baccalaureate Programme is moving forward. The faculty includes three trainers who are called upon to conduct workshops. Teachers in the Primary Years Programme revised and created new Units of Inquiry. All parents from kindergarten through fifth grade were invited to their children's summative assessments throughout the year. All Buist students participated in an art walk to raise funds to build a kindergarten class in Honduras. In March, Buist celebrated its first successful family literacy night, including a used book sale to support victims of Super Storm Sandy.

The faculty, staff and administration used data to develop strategic plans for continued growth and improvement. Buist received an Excellent Absolute rating on the 2012 state report card for the elementary and middle grades. The Improvement rating for both was also rated Excellent. The Palmetto Gold Award was earned for continuing to make progress toward the state standards set for 2016. In addition, the school was recognized for the eleventh consecutive year by the South Carolina Education Oversight Committee for continuing to close the achievement gap in historically underachieving groups of students. Buist received overall weighted points of 100 in both elementary and middle grades and a grade conversion of an A for the 2012 - ESEA / Federal Accountability system.

Parent support and involvement remained high during the year, with hundreds of volunteer hours given to activities inside and outside classrooms. Parents had reading circles across the campus. They dove into the mud pit at Barrier Island. Parent mentors met with 5th grade Exhibition groups weekly and chaperoned field trips from Columbia, SC, to Washington, DC. The Parent Guild had a successful Fall Festival. The Foundation-Parent Guild held its first successful dinner dance in April at Memminger Auditorium. The proceeds help to support Buist Academy and the IB Programme.

Buist Academy is an amazing school. With the support of faculty, staff, parents and the community we will continue to excel academically and socially. We look forward to another great year of success and growth.

Shawntay White, Principal
Paige Thorn, SIC Chair

Abbreviations Key

N/A Not Applicable N/AV Not Available N/C Not Collected N/R Not Reported I/S Insufficient Sample TBD To be determined
NI Newly Identified CSI Continuing School Improvement CA Corrective Action RP Plan to Restructure R Restructure DELAY School Improvement Status HOLD School Improvement Status