



# SC Annual School Report Card Summary

James B. Edwards Elementary School  
 Charleston  
 Grades: PK-5 Enrollment: 561  
 Principal: Francine B. Mitchell  
 Superintendent: Dr. Nancy J. McGinley  
 Board Chair: Mrs. Cindy Bohn Coats

## PERFORMANCE

Comprehensive detail, including definitions of ratings, performance criteria, and explanations of status, is available on [www.ed.sc.gov](http://www.ed.sc.gov) and [www.eoc.sc.gov](http://www.eoc.sc.gov) as well as school and school district websites. Printed versions are available from school districts upon request.

YEAR	ABSOLUTE RATING	GROWTH RATING	PALMETTO GOLD AND SILVER AWARD		ESEA/FEDERAL ACCOUNTABILITY RATING SYSTEM	
			General Performance	Closing the Gap	ESEA Grade	Accountability Indicator
2013	Excellent	Good	TBD	TBD	B	N/A
2012	Excellent	Excellent	Gold	N/A	A	N/A
2011	Excellent	Excellent	Gold	N/A	Not Met	N/A

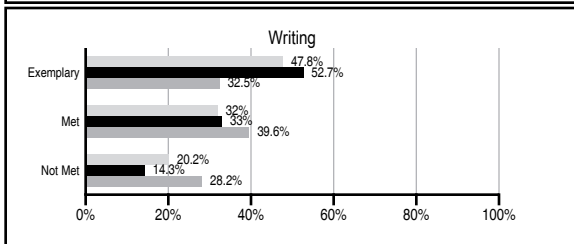
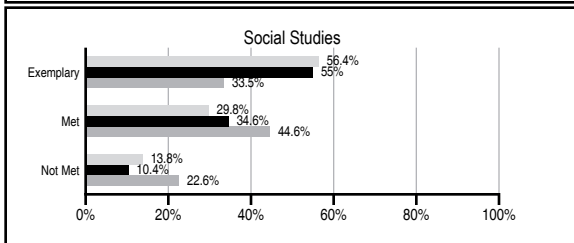
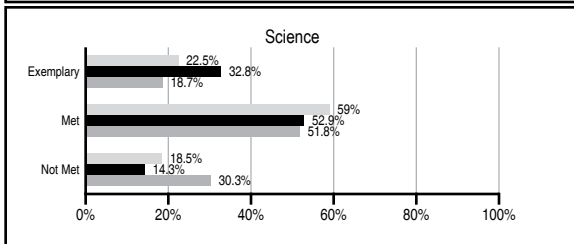
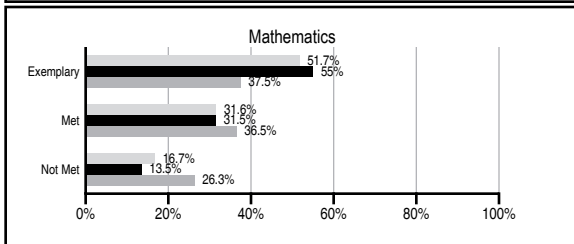
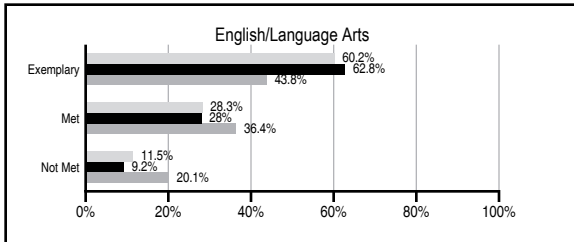
## ABSOLUTE RATINGS OF ELEMENTARY SCHOOLS WITH STUDENTS LIKE OURS\*

EXCELLENT	GOOD	AVERAGE	BELOW AVERAGE	AT-RISK
27	2	0	0	0

\* Ratings are calculated with data available by 11/07/2013. Schools with Students Like Ours are Elementary Schools with Poverty Indices of no more than 5% above or below the index for this school.

## PASS PERFORMANCE

Our School
  Elementary Schools with Students Like Ours
  Elementary schools statewide



## NAEP PERFORMANCE\*

\* Performance reported for SC and nation, data not available at school level. Percentages at NAEP Achievement Levels.



## SC PERFORMANCE VISION

*By 2020 all students will graduate with the knowledge and skills necessary to compete successfully in the global economy, participate in a democratic society and contribute positively as members of families and communities.*

### Abbreviations Key

N/A Not Applicable N/AV Not Available N/C Not Collected N/R Not Reported I/S Insufficient Sample TBD To be determined

# James B. Edwards Elementary School [Charleston]

## SCHOOL PROFILE

	Our School	Change from Last Year	Elementary Schools with Students Like Ours	Median Elementary School
<b>Students (n=561)</b>				
Retention rate	0.4%	Down from 0.8%	0.5%	0.9%
Attendance rate	96.4%	Down from 96.5%	96.9%	96.3%
Served by gifted and talented program	19.6%	N/A	16.7%	7.2%
With disabilities	6.0%	N/A	9.4%	12.4%
Older than usual for grade	0.9%	N/A	1.2%	1.9%
Out-of-school suspensions or expulsions for violent and/or criminal offenses	0.0%	No Change	0.0%	0.0%
<b>Teachers (n=44)</b>				
Teachers with advanced degrees	56.8%	Down from 61.5%	61.1%	62.5%
Continuing contract teachers	77.3%	Down from 87.2%	83.3%	83.3%
Teachers returning from previous year	86.7%	Down from 87.8%	89.6%	88.3%
Teacher attendance rate	95.4%	Down from 98.5%	95.1%	95.0%
Average teacher salary*	\$47,873	Up 1.6%	\$50,353	\$48,193
Classes not taught by highly qualified teachers	0.0%	No Change	0.0%	0.0%
Professional development days/teacher	9.6 days	Up from 9.3 days	10.8 days	11.0 days
<b>School</b>				
Principal's years at school	4.0	Up from 3.0	5.0	4.0
Student-teacher ratio in core subjects	21.4 to 1	Down from 22.3 to 1	21.1 to 1	20.1 to 1
Prime instructional time	91.1%	Down from 94.9%	90.9%	90.0%
Opportunities in the arts	Good	No Change	Good	Good
SACS accreditation	No	No Change	Yes	Yes
Parents attending conferences	100.0%	No Change	100.0%	100.0%
Character development program	Excellent	No Change	Excellent	Excellent
Dollars spent per pupil**	\$7,538	Up 3.8%	\$6,892	\$7,364
Percent of expenditures for instruction**	69.0%	Down from 70.7%	69.0%	68.0%
Percent of expenditures for teacher salaries**	68.0%	Down from 69.4%	66.5%	66.0%
ESEA composite index score	84.9	Down from 98.1	97.3	88.0

\* Length of contract = 185+ days.

\*\* Prior year audited financial data available.

## REPORT OF PRINCIPAL AND SCHOOL IMPROVEMENT COUNCIL

Our primary goal at James B. Edwards Elementary (JBE), the school of Global Leadership, is to provide all students with a comprehensive variety of academic and leadership opportunities in a safe and nurturing learning environment.

Our success is directly related to the wide array of educational experiences that we offer our children. JBE puts a great emphasis on having parents, teachers, and the community working together to provide meaningful educational experiences and opportunities for all of our students. A few great examples are our Family Reading Night, Family Math Night and Science Fair.

In addition to great academic rigor in the core subject areas, our students are afforded many wonderful experiences in the arts. The arts are integrated frequently into every classroom at JBE. We even have a special day toward the end of the year in which we celebrate the arts. At May Day, our classes learn performances that they share with the community.

JBE is proud to be a Stephen Covey Leader in Me school. We realize the importance of developing the whole child. Through the teaching of the 7 Habits of Highly Effective People, we provide students with opportunities to learn about social well being, responsibility, and acting in a moral and ethical manner. Our students demonstrate these Habits to the community through our annual leadership day.

Our great success is due to many different groups. The JBE PTO and our JBE Tom Lee Endowment are both actively involved in conducting fundraisers, social events, and other programs that help support our students and teachers.

Francine Mitchell, Principal  
Moore, SIC Chairperson

Laura

## EVALUATION RESULTS

	Teachers	Students*	Parents*
Number of surveys returned	23	80	68
Percent satisfied with learning environment	95.6%	90%	94.1%
Percent satisfied with social and physical environment	95.8%	93.7%	91.1%
Percent satisfied with school-home relations	95.4%	87.1%	92.5%

\*Only students at the highest elementary school grade level at this school and their parents were included.

Comprehensive detail, including definitions of ratings, performance criteria, and explanations of status, is available on [www.ed.sc.gov](http://www.ed.sc.gov) and [www.eoc.sc.gov](http://www.eoc.sc.gov) as well as school and school district websites.

Printed versions are available from school districts upon request.

### Abbreviations Key

N/A Not Applicable N/AV Not Available N/C Not Collected N/R Not Reported I/S Insufficient Sample TBD To be determined  
NI Newly Identified CSI Continuing School Improvement CA Corrective Action RP Plan to Restructure R Restructure DELAY School Improvement Status HOLD School Improvement Status