



SC Annual School Report Card Summary

Ashley River Creative Arts Elementary
Charleston
Grades: PK-5 Enrollment: 579
Principal: Jayne K. Ellicott
Superintendent: Dr. Nancy J. McGinley
Board Chair: Mrs. Cindy Bohn Coats

PERFORMANCE

Comprehensive detail, including definitions of ratings, performance criteria, and explanations of status, is available on www.ed.sc.gov and www.eoc.sc.gov as well as school and school district websites. Printed versions are available from school districts upon request.

YEAR	ABSOLUTE RATING	GROWTH RATING	PALMETTO GOLD AND SILVER AWARD		ESEA/FEDERAL ACCOUNTABILITY RATING SYSTEM	
			General Performance	Closing the Gap	ESEA Grade	Accountability Indicator
2013	Excellent	Good	TBD	TBD	A	N/A
2012	Excellent	Excellent	Gold	Silver	A	N/A
2011	Excellent	Excellent	Gold	Gold	Met	N/A

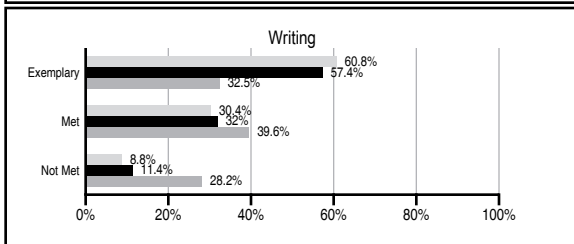
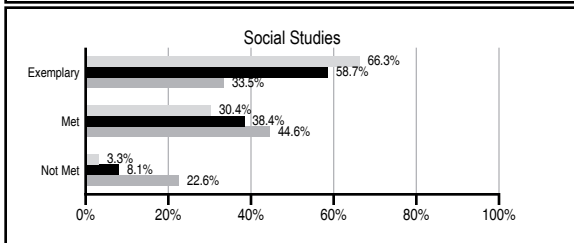
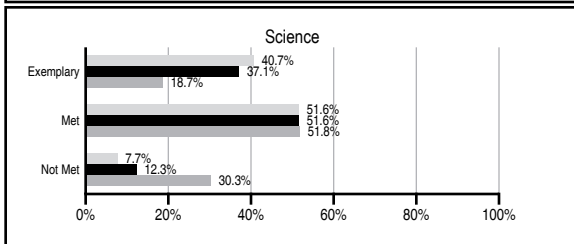
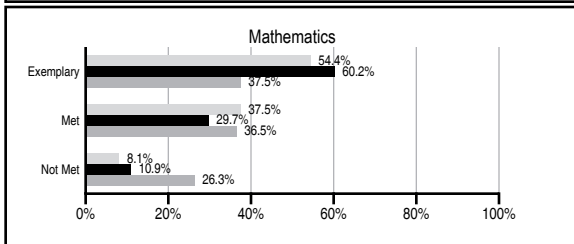
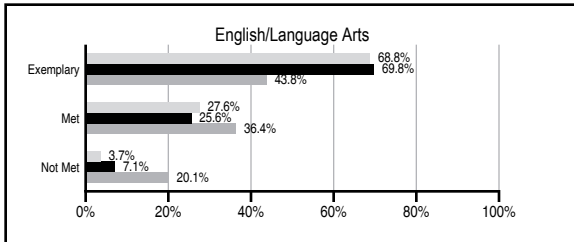
ABSOLUTE RATINGS OF ELEMENTARY SCHOOLS WITH STUDENTS LIKE OURS*

EXCELLENT	GOOD	AVERAGE	BELOW AVERAGE	AT-RISK
12	0	1	0	0

* Ratings are calculated with data available by 11/07/2013. Schools with Students Like Ours are Elementary Schools with Poverty Indices of no more than 5% above or below the index for this school.

PASS PERFORMANCE

Our School
 Elementary Schools with Students Like Ours
 Elementary schools statewide



NAEP PERFORMANCE*

* Performance reported for SC and nation, data not available at school level. Percentages at NAEP Achievement Levels.



SC PERFORMANCE VISION

By 2020 all students will graduate with the knowledge and skills necessary to compete successfully in the global economy, participate in a democratic society and contribute positively as members of families and communities.

Abbreviations Key

N/A Not Applicable N/AV Not Available N/C Not Collected N/R Not Reported I/S Insufficient Sample TBD To be determined

Ashley River Creative Arts Elementary [Charleston]

SCHOOL PROFILE

	Our School	Change from Last Year	Elementary Schools with Students Like Ours	Median Elementary School
Students (n=579)				
Retention rate	0.0%	Down from 2.0%	0.4%	0.9%
Attendance rate	97.2%	No Change	96.9%	96.3%
Served by gifted and talented program	23.1%	N/A	18.4%	7.2%
With disabilities	13.5%	N/A	10.0%	12.4%
Older than usual for grade	1.0%	N/A	0.8%	1.9%
Out-of-school suspensions or expulsions for violent and/or criminal offenses	0.0%	No Change	0.0%	0.0%
Teachers (n=43)				
Teachers with advanced degrees	58.1%	Down from 63.2%	66.7%	62.5%
Continuing contract teachers	88.4%	Down from 92.1%	88.4%	83.3%
Teachers returning from previous year	91.8%	Down from 92.6%	91.8%	88.3%
Teacher attendance rate	96.4%	Down from 97.8%	95.6%	95.0%
Average teacher salary*	\$48,219	Up 2.7%	\$49,265	\$48,193
Classes not taught by highly qualified teachers	2.0%	Up from 0.0%	0.0%	0.0%
Professional development days/teacher	12.7 days	Up from 11.0 days	9.2 days	11.0 days
School				
Principal's years at school	19.0	Up from 18.0	7.0	4.0
Student-teacher ratio in core subjects	20.8 to 1	Down from 21.2 to 1	21.0 to 1	20.1 to 1
Prime instructional time	93.0%	Down from 94.5%	91.3%	90.0%
Opportunities in the arts	Excellent	No Change	Good	Good
SACS accreditation	No	No Change	Yes	Yes
Parents attending conferences	100.0%	Up from 99.7%	100.0%	100.0%
Character development program	Excellent	No Change	Excellent	Excellent
Dollars spent per pupil**	\$8,691	Up 2.2%	\$6,931	\$7,364
Percent of expenditures for instruction**	68.0%	Down from 68.7%	68.5%	68.0%
Percent of expenditures for teacher salaries**	68.0%	Up from 67.6%	67.5%	66.0%
ESEA composite index score	99.2	Down from 100.0	94.0	88.0

* Length of contract = 185+ days.

** Prior year audited financial data available.

EVALUATION RESULTS

	Teachers	Students*	Parents*
Number of surveys returned	13	85	58
Percent satisfied with learning environment	92.3%	95.3%	96.5%
Percent satisfied with social and physical environment	100%	95.3%	98.2%
Percent satisfied with school-home relations	100%	96.4%	91.1%

*Only students at the highest elementary school grade level at this school and their parents were included.

REPORT OF PRINCIPAL AND SCHOOL IMPROVEMENT COUNCIL

Ashley River Creative Arts Elementary School is proud of the excellence we have achieved this school year. The Core Curriculum continues to serve as a guide as we work toward assessing each child's individual needs. This standards-based approach combined with our integrated arts emphasis enhances learning for all children.

Our PASS scores validate our work in the classroom. Our Excellent/Excellent Report Card was celebrated. Our A/100 AYP 2012 Report was quite a 2012 accomplishment. We continue to strive to move all students to the exemplary level while recognizing that every child has his/her own style and pace of learning.

Our up-to-date facility continues to give us energy and continues to motivate us to work harder to offer children a variety of opportunities to experience learning and the arts. Artists Becky Becker, Laura Rich, and Sigrid Hice worked with our students during the year. Their work was showcased onstage and in classrooms. We are grateful to you, our parents, for your support in providing the funding for these exceptional artists. Our special area teachers and classroom teachers collaborate together to connect residencies to curriculum. We were also elated to be included in the Engaging Creative Minds Grant through Charleston County. These residencies were a wonderful opportunity for teachers to work with artists within the classroom.

School Community Council continues to focus on a Healthy School Initiative. Our exercise path is complete and is ready for use. The native plant garden has flourished with the hope of making this area even more inviting. SIC encourages you to bring only healthy snacks and treats to celebrate birthdays and special occasions. Please support our efforts by refraining from bringing fast food into the building for any occasion.

Your time and support are vital to our success. Ashley River is your school, and our students are your children. By working together, we can create an environment desired for every child. We are indebted to you, our parents, and to the community. With your continued support, we will strive to fulfill our mission of integrating the arts to provide students with a strong academic curriculum.

Jayne Ellicott, Principal
Jennifer Smith, SIC Chairperson

Comprehensive detail, including definitions of ratings, performance criteria, and explanations of status, is available on www.ed.sc.gov and www.eoc.sc.gov as well as school and school district websites.

Printed versions are available from school districts upon request.

Abbreviations Key

N/A Not Applicable N/AV Not Available N/C Not Collected N/R Not Reported I/S Insufficient Sample TBD To be determined

NI Newly Identified CSI Continuing School Improvement CA Corrective Action RP Plan to Restructure R Restructure DELAY School Improvement Status HOLD School Improvement Status