



# SC Annual School Report Card Summary

Mamie P. Whitesides Elementary School  
 Charleston  
 Grades: PK-5 Enrollment: 595  
 Principal: Lona Pounder  
 Superintendent: Dr. Nancy J. McGinley  
 Board Chair: Mrs. Cindy Bohn Coats

## PERFORMANCE

Comprehensive detail, including definitions of ratings, performance criteria, and explanations of status, is available on [www.ed.sc.gov](http://www.ed.sc.gov) and [www.eoc.sc.gov](http://www.eoc.sc.gov) as well as school and school district websites. Printed versions are available from school districts upon request.

YEAR	ABSOLUTE RATING	GROWTH RATING	PALMETTO GOLD AND SILVER AWARD		ESEA/FEDERAL ACCOUNTABILITY RATING SYSTEM	
			General Performance	Closing the Gap	ESEA Grade	Accountability Indicator
2013	Excellent	Good	TBD	TBD	A	N/A
2012	Excellent	Excellent	Gold	Gold	A	N/A
2011	Excellent	Excellent	Gold	N/A	Not Met	N/A

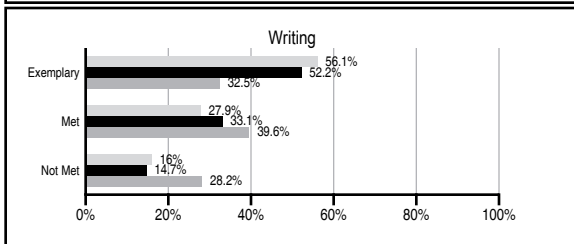
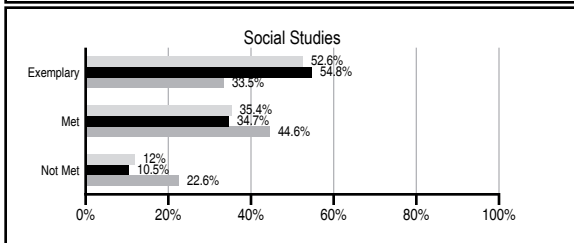
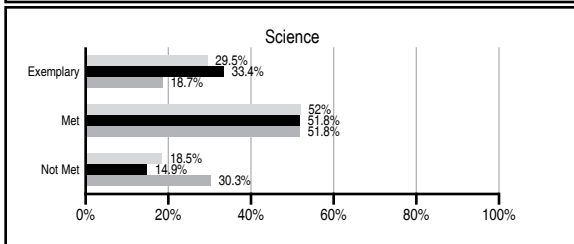
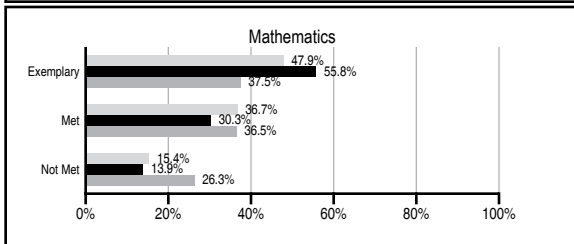
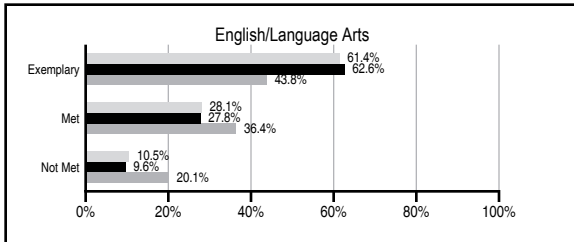
## ABSOLUTE RATINGS OF ELEMENTARY SCHOOLS WITH STUDENTS LIKE OURS\*

EXCELLENT	GOOD	AVERAGE	BELOW AVERAGE	AT-RISK
27	3	0	0	0

\* Ratings are calculated with data available by 11/07/2013. Schools with Students Like Ours are Elementary Schools with Poverty Indices of no more than 5% above or below the index for this school.

## PASS PERFORMANCE

Our School  
 Elementary Schools with Students Like Ours  
 Elementary schools statewide



## NAEP PERFORMANCE\*

\* Performance reported for SC and nation, data not available at school level. Percentages at NAEP Achievement Levels.



## SC PERFORMANCE VISION

By 2020 all students will graduate with the knowledge and skills necessary to compete successfully in the global economy, participate in a democratic society and contribute positively as members of families and communities.

### Abbreviations Key

N/A Not Applicable N/AV Not Available N/C Not Collected N/R Not Reported I/S Insufficient Sample TBD To be determined

# Mamie P. Whitesides Elementary School [Charleston]

## SCHOOL PROFILE

	Our School	Change from Last Year	Elementary Schools with Students Like Ours	Median Elementary School
<b>Students (n=595)</b>				
Retention rate	0.3%	No Change	0.5%	0.9%
Attendance rate	96.3%	Down from 96.4%	96.8%	96.3%
Served by gifted and talented program	19.1%	N/A	17.2%	7.2%
With disabilities	8.6%	N/A	9.4%	12.4%
Older than usual for grade	1.2%	N/A	1.4%	1.9%
Out-of-school suspensions or expulsions for violent and/or criminal offenses	0.2%	No Change	0.0%	0.0%
<b>Teachers (n=38)</b>				
Teachers with advanced degrees	68.4%	No Change	67.0%	62.5%
Continuing contract teachers	100.0%	Up from 97.4%	89.8%	83.3%
Teachers returning from previous year	92.9%	Up from 91.1%	88.8%	88.3%
Teacher attendance rate	94.5%	Down from 97.8%	94.9%	95.0%
Average teacher salary*	\$51,497	Up 3.7%	\$50,199	\$48,193
Classes not taught by highly qualified teachers	0.0%	Down from 2.6%	0.0%	0.0%
Professional development days/teacher	13.4 days	Up from 10.7 days	11.2 days	11.0 days
<b>School</b>				
Principal's years at school	10.0	Up from 9.0	5.0	4.0
Student-teacher ratio in core subjects	22.4 to 1	Up from 22.0 to 1	21.0 to 1	20.1 to 1
Prime instructional time	90.6%	Down from 93.9%	90.7%	90.0%
Opportunities in the arts	Good	No Change	Good	Good
SACS accreditation	No	No Change	Yes	Yes
Parents attending conferences	100.0%	No Change	100.0%	100.0%
Character development program	Excellent	No Change	Excellent	Excellent
Dollars spent per pupil**	\$6,931	Down 0.4%	\$6,931	\$7,364
Percent of expenditures for instruction**	69.0%	No Change	69.0%	68.0%
Percent of expenditures for teacher salaries**	67.0%	Down from 68.0%	66.0%	66.0%
ESEA composite index score	90.8	Down from 98.3	97.0	88.0

\* Length of contract = 185+ days.

\*\* Prior year audited financial data available.

## EVALUATION RESULTS

	Teachers	Students*	Parents*
Number of surveys returned	37	92	60
Percent satisfied with learning environment	97.3%	70.7%	90%
Percent satisfied with social and physical environment	100%	69.3%	93.3%
Percent satisfied with school-home relations	100%	83.5%	89.5%

\*Only students at the highest elementary school grade level at this school and their parents were included.

## REPORT OF PRINCIPAL AND SCHOOL IMPROVEMENT COUNCIL

Whitesides opened in 1956, and the tradition of excellence that was established continues today. Through the collaborative efforts of a highly qualified professional staff, devoted parents, and a supportive community, Whitesides' students thrive. Students in grades K-5 participate in the Measures of Academic Progress (MAP) assessments to determine growth, identify goals for student achievement and guide instructional priorities and interventions. The SAIL Program for gifted and talented students in grades three through five provides opportunities for student acceleration as does Renzulli, Study Island and Renaissance programs in reading and math. Brain Boosters provides a pre-Sail experience for all second graders. Spanish instruction is provided for kindergarten, first and second grade students.

Child development programs enable us to serve four year old children in a school setting. AimsWeb assessments and Primary MAP are conducted in grades K-1 to monitor student progress and fluency in literacy and to guide instructional decisions and groupings. Additional literacy support is provided to first and second grade students in need of literacy assistance through our Primary Grade Academy, and grades 3-5 by an associate reading teacher and interventionists.

Volunteers are present on a daily basis and make significant contributions to the support of classrooms and school functions. Our PTA coordinates many functions throughout the year. We engage families through game night, No TV week, Literacy Theme day, spirit days at local restaurants, grade-level plays, concerts, and grade-level initiatives. A variety show and semiannual choral concerts accentuate student talent. Chorus is offered in fourth and fifth grades as well as strings in grade five. Local opportunities for student recognition are numerous. Our students are engaged in opportunities for service learning and work closely with advisors and the community on recycling and environmental projects. Students have responsibility for our school newspaper, and Whitesides' students have earned recognition throughout the year for their involvement in local, regional, and state events. For sixteen consecutive years, Whitesides has been applauded for our involvement in the Community of Readers. Whitesides earned an Excellent "Absolute" achievement rating and an Excellent "Growth" rating on the state report card for 2012 as well as being named a Palmetto Gold Award recipient for Achievement and for Closing the Achievement GAP.

Our instructional programs are delivered by a professional staff that is truly devoted to children. Grants, the PTA, local businesses and community support have enriched classroom instruction by providing swimming lessons for kindergarten and grade level field trips that allow students to experience and apply concepts learned at school as we strive to achieve the district goals set by Vision 2016.

Lona Pounder, Principal  
Garner, SIC Chair

Michelle

Comprehensive detail, including definitions of ratings, performance criteria, and explanations of status, is available on [www.ed.sc.gov](http://www.ed.sc.gov) and [www.eoc.sc.gov](http://www.eoc.sc.gov) as well as school and school district websites.

Printed versions are available from school districts upon request.

### Abbreviations Key

N/A Not Applicable N/AV Not Available N/C Not Collected N/R Not Reported I/S Insufficient Sample TBD To be determined  
NI Newly Identified CSI Continuing School Improvement CA Corrective Action RP Plan to Restructure R Restructure DELAY School Improvement Status HOLD School Improvement Status