



# SC Annual School Report Card Summary

Sullivan's Island Elementary School  
 Charleston  
 Grades: PK-5 Enrollment: 400  
 Principal: Susan R. King  
 Superintendent: Dr. Nancy J. McGinley  
 Board Chair: Mrs. Cindy Bohn Coats

## PERFORMANCE

Comprehensive detail, including definitions of ratings, performance criteria, and explanations of status, is available on [www.ed.sc.gov](http://www.ed.sc.gov) and [www.eoc.sc.gov](http://www.eoc.sc.gov) as well as school and school district websites. Printed versions are available from school districts upon request.

YEAR	ABSOLUTE RATING	GROWTH RATING	PALMETTO GOLD AND SILVER AWARD		ESEA/FEDERAL ACCOUNTABILITY RATING SYSTEM	
			General Performance	Closing the Gap	ESEA Grade	Accountability Indicator
2013	Excellent	Good	TBD	TBD	A	N/A
2012	Excellent	Excellent	Gold	Silver	A	N/A
2011	Excellent	Excellent	Gold	N/A	Met	N/A

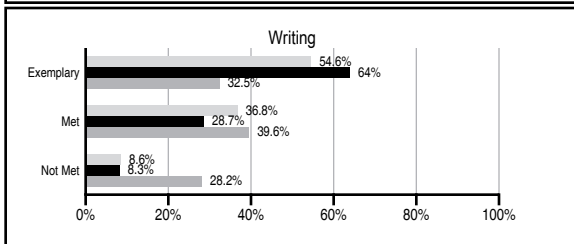
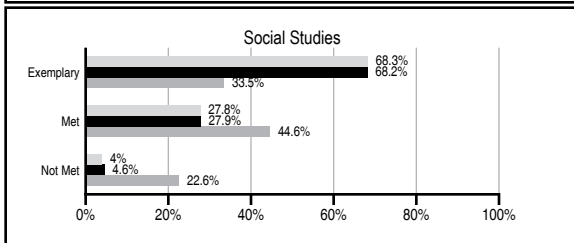
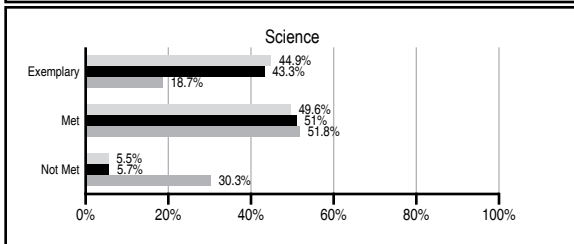
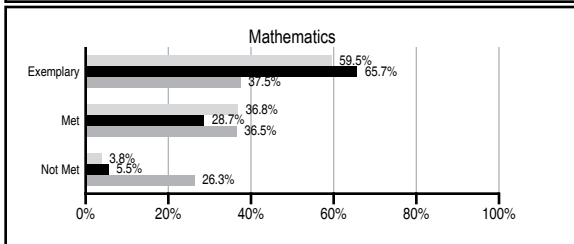
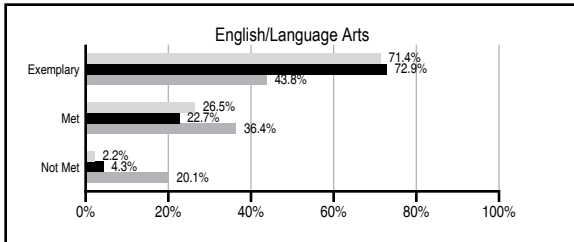
## ABSOLUTE RATINGS OF ELEMENTARY SCHOOLS WITH STUDENTS LIKE OURS\*

EXCELLENT	GOOD	AVERAGE	BELOW AVERAGE	AT-RISK
8	0	0	0	0

\* Ratings are calculated with data available by 11/07/2013. Schools with Students Like Ours are Elementary Schools with Poverty Indices of no more than 5% above or below the index for this school.

## PASS PERFORMANCE

Our School
  Elementary Schools with Students Like Ours
  Elementary schools statewide



## NAEP PERFORMANCE\*

\* Performance reported for SC and nation, data not available at school level. Percentages at NAEP Achievement Levels.



## SC PERFORMANCE VISION

*By 2020 all students will graduate with the knowledge and skills necessary to compete successfully in the global economy, participate in a democratic society and contribute positively as members of families and communities.*

### Abbreviations Key

N/A Not Applicable N/AV Not Available N/C Not Collected N/R Not Reported I/S Insufficient Sample TBD To be determined

# Sullivan's Island Elementary School [Charleston]

## SCHOOL PROFILE

	Our School	Change from Last Year	Elementary Schools with Students Like Ours	Median Elementary School
<b>Students (n=400)</b>				
Retention rate	0.8%	Up from 0.5%	0.3%	0.9%
Attendance rate	96.2%	Down from 96.4%	97.1%	96.3%
Served by gifted and talented program	21.4%	N/A	24.2%	7.2%
With disabilities	4.6%	N/A	7.1%	12.4%
Older than usual for grade	0.0%	N/A	0.2%	1.9%
Out-of-school suspensions or expulsions for violent and/or criminal offenses	0.0%	No Change	0.0%	0.0%
<b>Teachers (n=31)</b>				
Teachers with advanced degrees	67.7%	Up from 66.7%	66.9%	62.5%
Continuing contract teachers	74.2%	Down from 77.8%	81.7%	83.3%
Teachers returning from previous year	92.8%	Down from 93.7%	92.5%	88.3%
Teacher attendance rate	97.0%	Down from 98.6%	95.4%	95.0%
Average teacher salary*	\$47,333	Up 3.3%	\$48,331	\$48,193
Classes not taught by highly qualified teachers	19.6%	Up from 14.8%	2.9%	0.0%
Professional development days/teacher	12.4 days	Up from 10.4 days	11.4 days	11.0 days
<b>School</b>				
Principal's years at school	9.0	Up from 8.0	9.5	4.0
Student-teacher ratio in core subjects	21.1 to 1	Down from 21.8 to 1	22.1 to 1	20.1 to 1
Prime instructional time	93.0%	Down from 94.7%	91.7%	90.0%
Opportunities in the arts	Fair	No Change	Good	Good
SACS accreditation	No	No Change	Yes	Yes
Parents attending conferences	100.0%	Up from 97.9%	100.0%	100.0%
Character development program	Excellent	No Change	Excellent	Excellent
Dollars spent per pupil**	\$7,950	Up 89.7%	\$7,122	\$7,364
Percent of expenditures for instruction**	69.0%	Up from 65.5%	69.0%	68.0%
Percent of expenditures for teacher salaries**	67.0%	Up from 64.7%	67.0%	66.0%
ESEA composite index score	100.0	No Change	99.2	88.0

\* Length of contract = 185+ days.

\*\* Prior year audited financial data available.

## REPORT OF PRINCIPAL AND SCHOOL IMPROVEMENT COUNCIL

Sullivan's Island Elementary School is a partial magnet program for math, science, and the coastal environment. Hands-on projects, collaboration, and problem solving are key components of our dynamic educational program.

In January we celebrated with the community at the long-awaited official ground-breaking ceremony for our new school building. The building foundation is complete and vertical construction will begin this summer with an opening date of August 2014.

The impending building has been a catalyst for innovation in curriculum and instructional practice. Coupled with the national movement toward the Common Core Curriculum, this is an exciting and innovative time at SIES. We are working together to fine-tune our building design and instructional programming to better prepare students for today's changing world.

As the faculty engages in innovative professional development focused on math and science instruction, a significant increase in student achievement in these areas is anticipated. The concepts of "sustainability" and "healthy choices" will continue to play a key role in school-wide initiatives which engage students in math and science, ultimately increasing academic achievement.

As community members we invite each of you to share your individual interests, passions, and areas of expertise to help us as we endeavor to provide a world class education for our students. Thank you for your ongoing support of Sullivan's Island Elementary School.

Susan R. King, Principal

Jim Henshaw, SIC Chairperson

## EVALUATION RESULTS

	Teachers	Students*	Parents*
Number of surveys returned	N/A	52	45
Percent satisfied with learning environment	N/A	96.2%	95.5%
Percent satisfied with social and physical environment	N/A	86.6%	93.4%
Percent satisfied with school-home relations	N/A	88.4%	93.4%

\*Only students at the highest elementary school grade level at this school and their parents were included.

Comprehensive detail, including definitions of ratings, performance criteria, and explanations of status, is available on [www.ed.sc.gov](http://www.ed.sc.gov) and [www.eoc.sc.gov](http://www.eoc.sc.gov) as well as school and school district websites.

Printed versions are available from school districts upon request.

### Abbreviations Key

N/A Not Applicable N/AV Not Available N/C Not Collected N/R Not Reported I/S Insufficient Sample TBD To be determined

NI Newly Identified CSI Continuing School Improvement CA Corrective Action RP Plan to Restructure R Restructure DELAY School Improvement Status HOLD School Improvement Status