



SC Annual School Report Card Summary

Stono Park Elementary School
 Charleston
 Grades: PK-5 Enrollment: 263
 Principal: Michelle Simmons
 Superintendent: Dr. Nancy J. McGinley
 Board Chair: Mrs. Cindy Bohn Coats

PERFORMANCE

Comprehensive detail, including definitions of ratings, performance criteria, and explanations of status, is available on www.ed.sc.gov and www.eoc.sc.gov as well as school and school district websites. Printed versions are available from school districts upon request.

YEAR	ABSOLUTE RATING	GROWTH RATING	PALMETTO GOLD AND SILVER AWARD		ESEA/FEDERAL ACCOUNTABILITY RATING SYSTEM	
			General Performance	Closing the Gap	ESEA Grade	Accountability Indicator
2013	Good	Below Average	TBD	TBD	A	Reward
2012	Good	Excellent	Gold	Silver	A	Reward
2011	Good	Good	Silver	N/A	Met	N/A

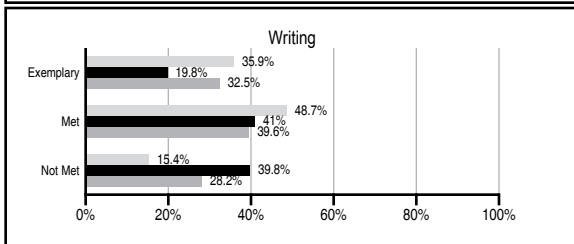
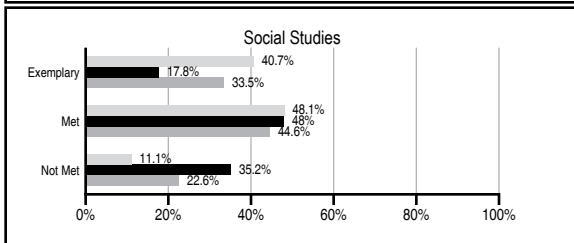
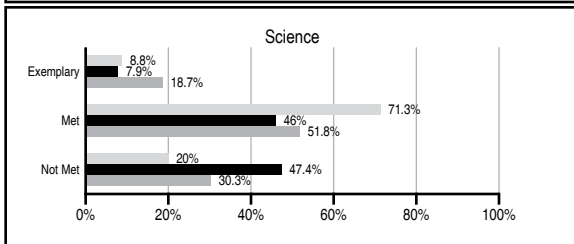
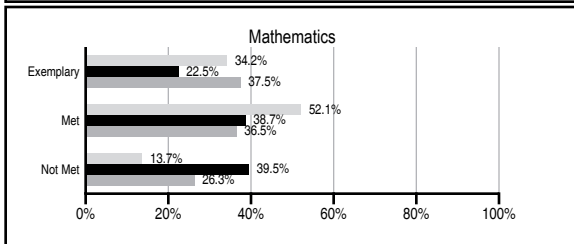
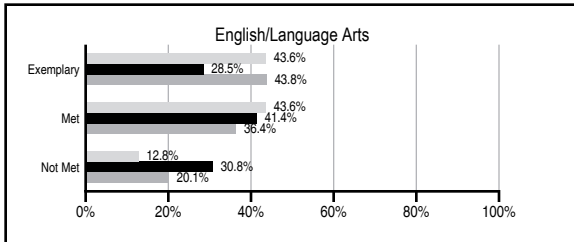
ABSOLUTE RATINGS OF ELEMENTARY SCHOOLS WITH STUDENTS LIKE OURS*

EXCELLENT	GOOD	AVERAGE	BELOW AVERAGE	AT-RISK
1	13	105	47	15

* Ratings are calculated with data available by 11/07/2013. Schools with Students Like Ours are Elementary Schools with Poverty Indices of no more than 5% above or below the index for this school.

PASS PERFORMANCE

Our School
 Elementary Schools with Students Like Ours
 Elementary schools statewide



NAEP PERFORMANCE*

* Performance reported for SC and nation, data not available at school level. Percentages at NAEP Achievement Levels.



SC PERFORMANCE VISION

By 2020 all students will graduate with the knowledge and skills necessary to compete successfully in the global economy, participate in a democratic society and contribute positively as members of families and communities.

Abbreviations Key

N/A Not Applicable N/AV Not Available N/C Not Collected N/R Not Reported I/S Insufficient Sample TBD To be determined

Stono Park Elementary School [Charleston]

SCHOOL PROFILE

	Our School	Change from Last Year	Elementary Schools with Students Like Ours	Median Elementary School
Students (n=263)				
Retention rate	0.7%	Up from 0.4%	1.1%	0.9%
Attendance rate	96.8%	Down from 97.2%	95.9%	96.3%
Served by gifted and talented program	4.1%	N/A	2.7%	7.2%
With disabilities	8.1%	N/A	13.6%	12.4%
Older than usual for grade	0.9%	N/A	2.9%	1.9%
Out-of-school suspensions or expulsions for violent and/or criminal offenses	0.0%	No Change	0.0%	0.0%
Teachers (n=27)				
Teachers with advanced degrees	51.9%	Down from 59.3%	60.0%	62.5%
Continuing contract teachers	81.5%	Down from 92.6%	76.7%	83.3%
Teachers returning from previous year	78.2%	Down from 84.1%	84.8%	88.3%
Teacher attendance rate	96.2%	Down from 97.1%	94.9%	95.0%
Average teacher salary*	\$46,485	Down 3.4%	\$46,184	\$48,193
Classes not taught by highly qualified teachers	0.0%	No Change	0.0%	0.0%
Professional development days/teacher	8.5 days	Down from 9.1 days	10.4 days	11.0 days
School				
Principal's years at school	3.0	Up from 2.0	4.0	4.0
Student-teacher ratio in core subjects	19.1 to 1	Down from 22.5 to 1	18.2 to 1	20.1 to 1
Prime instructional time	92.6%	Down from 94.2%	89.5%	90.0%
Opportunities in the arts	Good	No Change	Good	Good
SACS accreditation	No	No Change	Yes	Yes
Parents attending conferences	100.0%	No Change	100.0%	100.0%
Character development program	Excellent	No Change	Good	Excellent
Dollars spent per pupil**	\$9,126	Up 4.3%	\$8,254	\$7,364
Percent of expenditures for instruction**	70.0%	Down from 71.0%	67.0%	68.0%
Percent of expenditures for teacher salaries**	69.0%	Down from 69.2%	64.0%	66.0%
ESEA composite index score	95.0	Down from 96.2	72.2	88.0

* Length of contract = 185+ days.

** Prior year audited financial data available.

EVALUATION RESULTS

	Teachers	Students*	Parents*
Number of surveys returned	N/A	33	31
Percent satisfied with learning environment	N/A	87.8%	93.6%
Percent satisfied with social and physical environment	N/A	84.9%	87.1%
Percent satisfied with school-home relations	N/A	84.4%	90.4%

*Only students at the highest elementary school grade level at this school and their parents were included.

REPORT OF PRINCIPAL AND SCHOOL IMPROVEMENT COUNCIL

The 2012-2013 school term has been marked by high achievement and award-winning accomplishments for Stono Park Elementary. An ongoing goal for us is to duplicate and maintain high levels of success. Our approach by design is making standards-based teaching the top priority. Moving more students to proficient and advanced levels, literacy improvement and teacher quality have been our other key themes.

Stono Park staff continues to grow professionally to refine their teaching practices. The faculty participates in Teacher Curriculum Team meetings, monthly faculty meetings and professional development sessions. Standards-based instruction delivered by high performing teachers serves as the foundation of our core work. In 2012, the school earned a Growth Rating of Excellent on the state report card, which is an improvement from the previous year. Stono Park also met ESEA objectives in 2012. Under the Elementary and Secondary Education Act, Stono Park received the designation of Title I Reward School for Performance, being among the highest-performing Title I schools in a given year.

Early literacy instruction and intervention was a focus for this academic year. The continuation of the Primary Grades Academy along with Read Well, a research-based reading program, allows Stono Park to provide a solid foundation for early reading success. We have also instituted various programs to promote a focus on literacy as well as teaching and learning. The 25 Book Campaign, Drop Everything & Read schedule, MAP Masters, Positive Referrals and a Monthly Character Education Award encourage our boys and girls to strive for excellence. There is a quarterly school-wide writing exercise and daily targeted assistance from certified support personnel offering students instruction at their respective levels.

Our students participate in school-wide Book of the Month units, instructional field trips and computer assisted instructional programs. We have a Pre-School club that is innovative in promoting literacy and supporting parents. A fresh fruit and vegetable grant helps us to encourage healthy living and choices with a daily snack option to students as well as a garden which students help to cultivate. Students with asthma also are able to develop healthy and active lifestyles by participating in a program sponsored by the school nurse called Thrive!

We engage our families and the school community in the educational process every chance we get! An annual Meet the Teacher/Open House night, quarterly parent newsletters, weekly preview sheets, PTA meetings, ParentLink calls and an Annual Reading Celebration all contribute to building strong partnerships. We look forward to establishing new alliances with business partners and volunteers.

At Stono Park Elementary, we believe that it is our charge to develop students who are prepared to compete in a global society. We will continue to focus on providing a safe and caring learning environment where academic excellence is the standard.

Michelle Simmons, Principal
Ramsey, SIC Chairperson

Barbara

Comprehensive detail, including definitions of ratings, performance criteria, and explanations of status, is available on www.ed.sc.gov and www.eoc.sc.gov as well as school and school district websites.

Printed versions are available from school districts upon request.

Abbreviations Key

N/A Not Applicable N/AV Not Available N/C Not Collected N/R Not Reported I/S Insufficient Sample TBD To be determined

NI Newly Identified CSI Continuing School Improvement CA Corrective Action RP Plan to Restructure R Restructure DELAY School Improvement Status HOLD School Improvement Status