



SC Annual School Report Card Summary

Stiles Point Elementary School
 Charleston
 Grades: PK-5 Enrollment: 692
 Principal: Stephen D. Burger
 Superintendent: Dr. Nancy J. McGinley
 Board Chair: Mrs. Cindy Bohn Coats

PERFORMANCE

Comprehensive detail, including definitions of ratings, performance criteria, and explanations of status, is available on www.ed.sc.gov and www.eoc.sc.gov as well as school and school district websites. Printed versions are available from school districts upon request.

YEAR	ABSOLUTE RATING	GROWTH RATING	PALMETTO GOLD AND SILVER AWARD		ESEA/FEDERAL ACCOUNTABILITY RATING SYSTEM	
			General Performance	Closing the Gap	ESEA Grade	Accountability Indicator
2013	Excellent	Good	TBD	TBD	A	N/A
2012	Excellent	Excellent	Gold	N/A	A	N/A
2011	Excellent	Excellent	Gold	N/A	Not Met	N/A

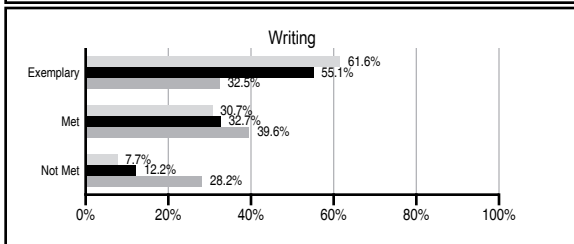
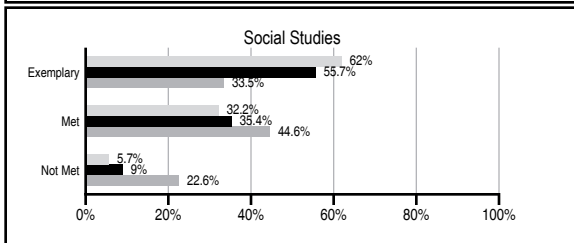
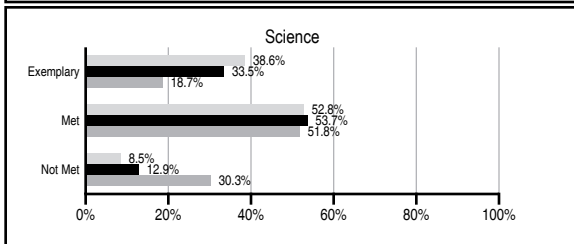
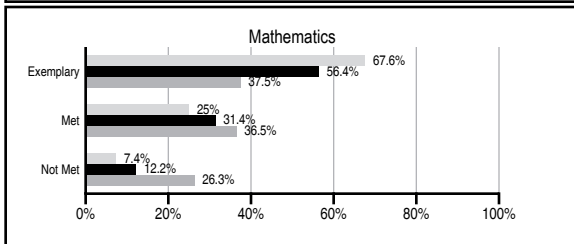
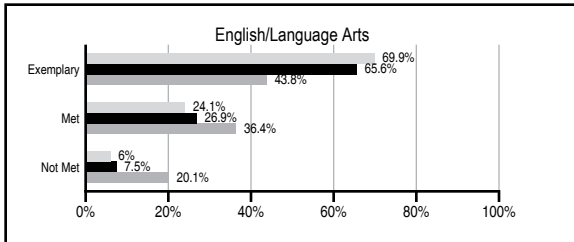
ABSOLUTE RATINGS OF ELEMENTARY SCHOOLS WITH STUDENTS LIKE OURS*

EXCELLENT	GOOD	AVERAGE	BELOW AVERAGE	AT-RISK
22	0	1	0	0

* Ratings are calculated with data available by 11/07/2013. Schools with Students Like Ours are Elementary Schools with Poverty Indices of no more than 5% above or below the index for this school.

PASS PERFORMANCE

Our School
 Elementary Schools with Students Like Ours
 Elementary schools statewide



NAEP PERFORMANCE*

* Performance reported for SC and nation, data not available at school level. Percentages at NAEP Achievement Levels.



SC PERFORMANCE VISION

By 2020 all students will graduate with the knowledge and skills necessary to compete successfully in the global economy, participate in a democratic society and contribute positively as members of families and communities.

Abbreviations Key

N/A Not Applicable N/AV Not Available N/C Not Collected N/R Not Reported I/S Insufficient Sample TBD To be determined

Stiles Point Elementary School [Charleston]

SCHOOL PROFILE

	Our School	Change from Last Year	Elementary Schools with Students Like Ours	Median Elementary School
Students (n=692)				
Retention rate	0.4%	Down from 0.7%	0.6%	0.9%
Attendance rate	96.8%	Down from 97.1%	96.8%	96.3%
Served by gifted and talented program	17.9%	N/A	15.3%	7.2%
With disabilities	6.2%	N/A	10.1%	12.4%
Older than usual for grade	0.8%	N/A	0.9%	1.9%
Out-of-school suspensions or expulsions for violent and/or criminal offenses	0.0%	No Change	0.0%	0.0%
Teachers (n=42)				
Teachers with advanced degrees	66.7%	Down from 67.5%	66.7%	62.5%
Continuing contract teachers	100.0%	Up from 97.5%	86.2%	83.3%
Teachers returning from previous year	95.0%	Up from 94.8%	90.7%	88.3%
Teacher attendance rate	95.9%	Down from 98.3%	95.4%	95.0%
Average teacher salary*	\$52,127	Up 4.3%	\$48,739	\$48,193
Classes not taught by highly qualified teachers	0.0%	No Change	0.0%	0.0%
Professional development days/teacher	9.4 days	Up from 8.9 days	11.0 days	11.0 days
School				
Principal's years at school	17.0	Up from 16.0	4.0	4.0
Student-teacher ratio in core subjects	22.9 to 1	No Change	20.8 to 1	20.1 to 1
Prime instructional time	91.3%	Down from 95.2%	91.2%	90.0%
Opportunities in the arts	Good	No Change	Good	Good
SACS accreditation	No	No Change	Yes	Yes
Parents attending conferences	100.0%	No Change	100.0%	100.0%
Character development program	Excellent	No Change	Excellent	Excellent
Dollars spent per pupil**	\$6,429	Up 2.9%	\$6,856	\$7,364
Percent of expenditures for instruction**	71.0%	Up from 70.9%	69.5%	68.0%
Percent of expenditures for teacher salaries**	70.0%	Up from 69.4%	68.0%	66.0%
ESEA composite index score	99.8	Up from 98.5	93.2	88.0

* Length of contract = 185+ days.

** Prior year audited financial data available.

EVALUATION RESULTS

	Teachers	Students*	Parents*
Number of surveys returned	24	96	79
Percent satisfied with learning environment	100%	83.3%	93.7%
Percent satisfied with social and physical environment	100%	83.8%	94.8%
Percent satisfied with school-home relations	100%	90.5%	87.3%

*Only students at the highest elementary school grade level at this school and their parents were included.

REPORT OF PRINCIPAL AND SCHOOL IMPROVEMENT COUNCIL

It is always an exciting time to be at Stiles Point Elementary. Stiles Point Elementary is a neighborhood school featuring an experienced staff with a supportive community, an involved PTA, and eager volunteers. We have high expectations and excellent academic and citizenship programs. We have achieved many awards (e.g., The Community of Readers Award, Exemplary Writing Award, Charleston County Recycling Award, etc.). But we face many challenges ahead as we develop students' academic and citizenship proficiencies as related to the state standards. We are developing our math program to support students' problem-solving strategies in context, use of manipulatives and technology, and increasing their PASS English Language Arts, math, science, and social studies achievement levels. There are now higher expectations about what is taught and when it is taught (e.g., what was taught only in first grade is now taught in kindergarten). Teachers are expected to work together to plan, implement, teach, and assess the students by using a coherent curriculum with the state standards.

Aristotle wrote "We are what we repeatedly do. Excellence then, is not an act but a habit." It is part of our culture to aim high and expect much of the students. Expectations continue to increase with the implementation of state standards in all subjects. The push for more one-on-one instruction by the teachers (but without reduced class size) is definitely impacting the school. Our teachers are expected to teach more, with greater variety, and with higher-level thinking skills. In grades K-2, teachers use the AimsWEB instrument as an efficient measure of the fundamental skills which underpin the development of literacy in young children. With the implementation of Measures of Academic Progress (MAP) in grades 1-5, the teachers receive immediate feedback about the needs of the students. This feedback allows the teachers to plan remediation and/or enrichment activities for the students. The education of our children still remains our highest priority.

We must meet the continuing challenge to provide the best instruction and materials for our future leaders of a competitive global economy.

Stephen D. Burger, Principal
Hanlon, SIC Chairperson

Andrea

Comprehensive detail, including definitions of ratings, performance criteria, and explanations of status, is available on www.ed.sc.gov and www.eoc.sc.gov as well as school and school district websites.

Printed versions are available from school districts upon request.

Abbreviations Key

N/A Not Applicable N/AV Not Available N/C Not Collected N/R Not Reported I/S Insufficient Sample TBD To be determined
NI Newly Identified CSI Continuing School Improvement CA Corrective Action RP Plan to Restructure R Restructure DELAY School Improvement Status HOLD School Improvement Status