



SC Annual School Report Card Summary

Angel Oak Elementary School
 Charleston
 Grades: PK-5 Enrollment: 354
 Principal: Rodney Moore
 Superintendent: Dr. Nancy J. McGinley
 Board Chair: Mrs. Cindy Bohn Coats

PERFORMANCE

Comprehensive detail, including definitions of ratings, performance criteria, and explanations of status, is available on www.ed.sc.gov and www.eoc.sc.gov as well as school and school district websites. Printed versions are available from school districts upon request.

YEAR	ABSOLUTE RATING	GROWTH RATING	PALMETTO GOLD AND SILVER AWARD		ESEA/FEDERAL ACCOUNTABILITY RATING SYSTEM	
			General Performance	Closing the Gap	ESEA Grade	Accountability Indicator
2013	Average	Average	TBD	TBD	F	N/A
2012	Average	Average	N/A	N/A	B	N/A
2011	Average	Average	Silver	N/A	Not Met	N/A

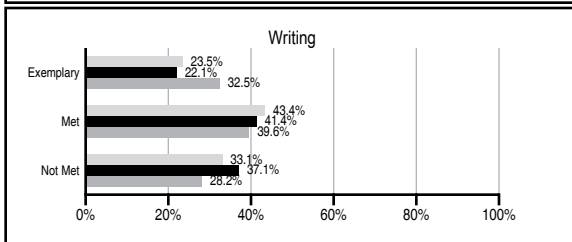
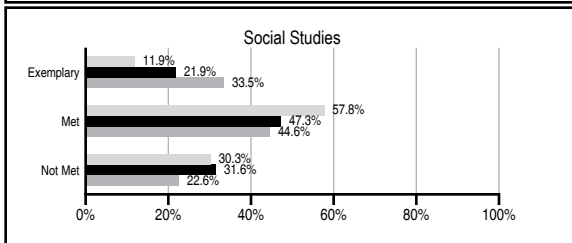
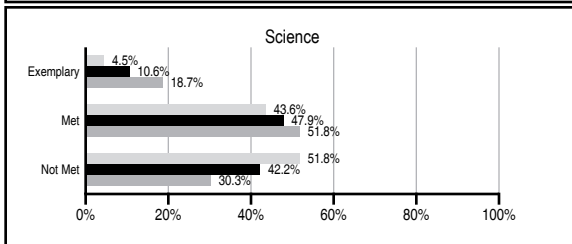
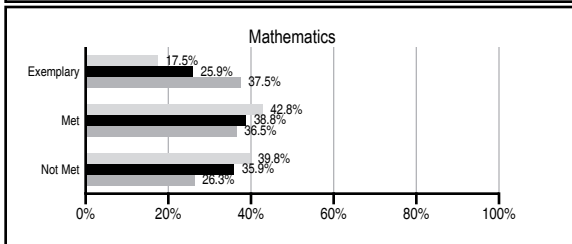
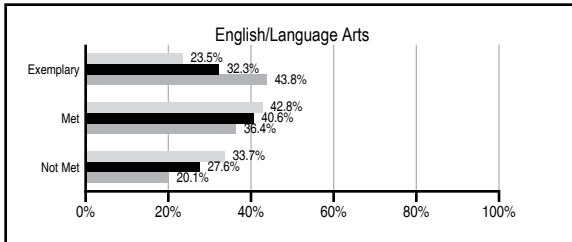
ABSOLUTE RATINGS OF ELEMENTARY SCHOOLS WITH STUDENTS LIKE OURS*

EXCELLENT	GOOD	AVERAGE	BELOW AVERAGE	AT-RISK
7	15	108	23	9

* Ratings are calculated with data available by 11/07/2013. Schools with Students Like Ours are Elementary Schools with Poverty Indices of no more than 5% above or below the index for this school.

PASS PERFORMANCE

Our School
 Elementary Schools with Students Like Ours
 Elementary schools statewide



NAEP PERFORMANCE*

* Performance reported for SC and nation, data not available at school level. Percentages at NAEP Achievement Levels.



SC PERFORMANCE VISION

By 2020 all students will graduate with the knowledge and skills necessary to compete successfully in the global economy, participate in a democratic society and contribute positively as members of families and communities.

Abbreviations Key

N/A Not Applicable N/AV Not Available N/C Not Collected N/R Not Reported I/S Insufficient Sample TBD To be determined

Angel Oak Elementary School [Charleston]

SCHOOL PROFILE

	Our School	Change from Last Year	Elementary Schools with Students Like Ours	Median Elementary School
Students (n=354)				
Retention rate	0.6%	No Change	1.2%	0.9%
Attendance rate	96.6%	Down from 97.1%	96.0%	96.3%
Served by gifted and talented program	4.2%	N/A	4.1%	7.2%
With disabilities	7.6%	N/A	13.5%	12.4%
Older than usual for grade	1.3%	N/A	2.9%	1.9%
Out-of-school suspensions or expulsions for violent and/or criminal offenses	1.7%	Up from 0.8%	0.0%	0.0%
Teachers (n=33)				
Teachers with advanced degrees	72.7%	Down from 74.4%	60.3%	62.5%
Continuing contract teachers	78.8%	Down from 79.5%	80.0%	83.3%
Teachers returning from previous year	92.1%	Up from 90.4%	85.8%	88.3%
Teacher attendance rate	95.0%	Down from 97.5%	94.9%	95.0%
Average teacher salary*	\$43,170	Up 1.2%	\$46,660	\$48,193
Classes not taught by highly qualified teachers	0.0%	No Change	0.0%	0.0%
Professional development days/teacher	21.0 days	Up from 17.8 days	10.4 days	11.0 days
School				
Principal's years at school	5.0	Up from 4.0	3.5	4.0
Student-teacher ratio in core subjects	19.1 to 1	Up from 18.9 to 1	19.0 to 1	20.1 to 1
Prime instructional time	90.6%	Down from 94.4%	89.5%	90.0%
Opportunities in the arts	Good	No Change	Good	Good
SACS accreditation	No	No Change	Yes	Yes
Parents attending conferences	100.0%	No Change	100.0%	100.0%
Character development program	Excellent	No Change	Excellent	Excellent
Dollars spent per pupil**	\$8,006	Up 1.0%	\$7,667	\$7,364
Percent of expenditures for instruction**	70.0%	Down from 71.0%	68.0%	68.0%
Percent of expenditures for teacher salaries**	68.0%	Down from 68.3%	65.0%	66.0%
ESEA composite index score	47.8	Down from 84.1	76.8	88.0

* Length of contract = 185+ days.

** Prior year audited financial data available.

EVALUATION RESULTS

	Teachers	Students*	Parents*
Number of surveys returned	11	46	30
Percent satisfied with learning environment	81.8%	86.9%	100%
Percent satisfied with social and physical environment	81.8%	85.1%	82.7%
Percent satisfied with school-home relations	63.6%	78.7%	96.5%

*Only students at the highest elementary school grade level at this school and their parents were included.

REPORT OF PRINCIPAL AND SCHOOL IMPROVEMENT COUNCIL

Angel Oak Elementary School is a Title 1 neighborhood school located on Johns Island. Through shared decision making, a positive climate and high expectations, the Angel Oak family made great strides during the 2012-2013 school year. Four hundred students in Child Development through Fifth Grade attended our Palmetto Gold and Silver Award School. At Angel Oak we use data to drive our instructional decisions. Our academic success is directly tied to our collaborative teacher teams, a standards-driven curriculum, and the interventions we use to assist students toward reaching their maximum potential.

The 2012 PASS results revealed gains in areas tested and earned our school an "Average" report card Absolute Rating and an "Average" Growth Rating. Angel Oak was recognized by the Charleston County School District as an Exemplary PBIS School. Our test scores and this honor indicate that we are successfully accomplishing our mission of "Achieving Academic Excellence in an Ever-Changing World". Our mission includes an "Educating the Whole Child" approach and addresses students who are Ready to learn, Respectful, Responsible and critical thinkers. Literacy is the central focus at Angel Oak Elementary School with the five big ideas of reading (phonemic awareness, phonics, vocabulary, fluency, and comprehension) being implemented. Every classroom is equipped with a SMART Board, computers, document camera and all students have an iPad (1:1 learning Initiative). Students are engaged with technology daily. During the 2013-2014 school year, teachers will continue to receive professional development in literacy and brain-compatible teaching and learning strategies.

During the year, our students, families and staff participated in a variety of academic, social and community activities. Staff development focused on research based strategies for increasing student achievement and included book studies: Delivering on the Promise (Mastery Learning), The Daily 5 and The Café Book (Reading and Writing Workshop), and Stop and Think (social skills). Staff members attended workshops, conferences, enrolled in courses and visited other classrooms to enhance instruction. Many students participated in our after school enrichment programs. Our PTO and SIC sponsored events such as: Reading Carnival, Family Reading Night, Family Math and Science Night, Family Arts Night, and PBIS Celebrations. Our students were active with Engaging Creative Minds, project-based learning, musical performances and competitions. Canned goods and "Angel Tree" contributions were collected during the holiday season for needy families. Students raised funds with the help of the Angel Oak Student Council for the Leukemia Society and Muscular Dystrophy. Our students competed in math contests, spelling bees, essay contests, art contests, tennis and track competitions and the Lowcountry Science Fair.

As we strive to move more students into the "Exemplary" category on PASS and incorporate the common core state standards, our staff will continue to develop and implement strategies to meet the needs of each learner. At Angel Oak, we believe all students can reach their APEX and we celebrate each student's diversity and success.

Rodney Moore, Principal
Elizabeth Reilly, SIC Chairperson

Elizabeth Reilly, SIC Chairperson

Comprehensive detail, including definitions of ratings, performance criteria, and explanations of status, is available on www.ed.sc.gov and www.eoc.sc.gov as well as school and school district websites.

Printed versions are available from school districts upon request.

Abbreviations Key

N/A Not Applicable N/AV Not Available N/C Not Collected N/R Not Reported I/S Insufficient Sample TBD To be determined

NI Newly Identified CSI Continuing School Improvement CA Corrective Action RP Plan to Restructure R Restructure DELAY School Improvement Status HOLD School Improvement Status