



# SC Annual School Report Card Summary

Edith L. Frierson Elementary School  
 Charleston  
 Grades: PK-5 Enrollment: 125  
 Principal: Nancy Ross  
 Superintendent: Dr. Nancy J. McGinley  
 Board Chair: Mrs. Cindy Bohn Coats

## PERFORMANCE

Comprehensive detail, including definitions of ratings, performance criteria, and explanations of status, is available on [www.ed.sc.gov](http://www.ed.sc.gov) and [www.eoc.sc.gov](http://www.eoc.sc.gov) as well as school and school district websites. Printed versions are available from school districts upon request.

YEAR	ABSOLUTE RATING	GROWTH RATING	PALMETTO GOLD AND SILVER AWARD		ESEA/FEDERAL ACCOUNTABILITY RATING SYSTEM	
			General Performance	Closing the Gap	ESEA Grade	Accountability Indicator
2013	Average	At-Risk	TBD	TBD	F	N/A
2012	Average	Average	N/A	N/A	B	Reward
2011	Average	Good	Silver	Silver	Met	N/A

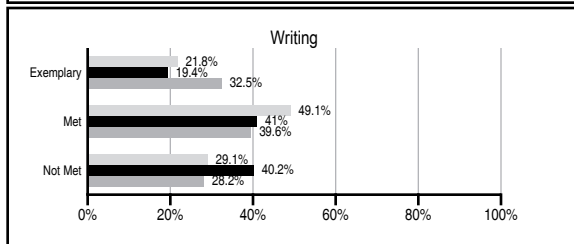
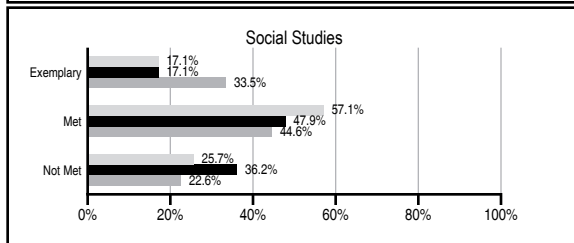
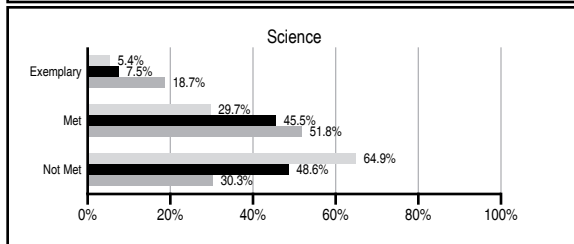
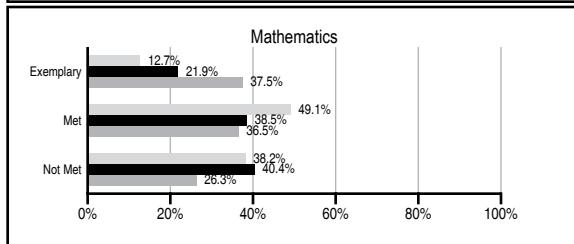
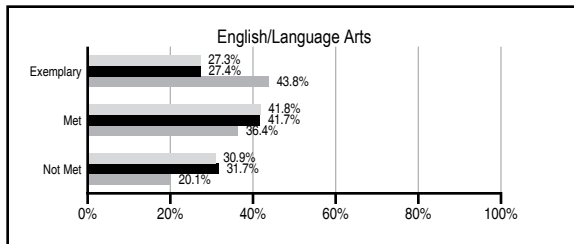
## ABSOLUTE RATINGS OF ELEMENTARY SCHOOLS WITH STUDENTS LIKE OURS\*

EXCELLENT	GOOD	AVERAGE	BELOW AVERAGE	AT-RISK
0	10	87	43	15

\* Ratings are calculated with data available by 11/07/2013. Schools with Students Like Ours are Elementary Schools with Poverty Indices of no more than 5% above or below the index for this school.

## PASS PERFORMANCE

Our School  
 Elementary Schools with Students Like Ours  
 Elementary schools statewide



## NAEP PERFORMANCE\*

\* Performance reported for SC and nation, data not available at school level. Percentages at NAEP Achievement Levels.



## SC PERFORMANCE VISION

*By 2020 all students will graduate with the knowledge and skills necessary to compete successfully in the global economy, participate in a democratic society and contribute positively as members of families and communities.*

### Abbreviations Key

N/A Not Applicable N/AV Not Available N/C Not Collected N/R Not Reported I/S Insufficient Sample TBD To be determined

# Edith L. Frierson Elementary School [Charleston]

## SCHOOL PROFILE

	Our School	Change from Last Year	Elementary Schools with Students Like Ours	Median Elementary School
<b>Students (n=125)</b>				
Retention rate	0.0%	No Change	1.1%	0.9%
Attendance rate	97.4%	Down from 97.5%	96.0%	96.3%
Served by gifted and talented program	2.9%	N/A	2.6%	7.2%
With disabilities	9.4%	N/A	13.4%	12.4%
Older than usual for grade	0.0%	N/A	3.0%	1.9%
Out-of-school suspensions or expulsions for violent and/or criminal offenses	0.0%	Down from 1.5%	0.0%	0.0%
<b>Teachers (n=10)</b>				
Teachers with advanced degrees	50.0%	Down from 55.6%	59.6%	62.5%
Continuing contract teachers	60.0%	Down from 88.9%	74.3%	83.3%
Teachers returning from previous year	78.2%	Down from 79.9%	84.6%	88.3%
Teacher attendance rate	95.3%	Down from 98.4%	94.9%	95.0%
Average teacher salary*	\$43,515	Up 2.7%	\$45,979	\$48,193
Classes not taught by highly qualified teachers	1.6%	Down from 1.9%	0.0%	0.0%
Professional development days/teacher	5.9 days	Down from 12.1 days	10.4 days	11.0 days
<b>School</b>				
Principal's years at school	1.0	Down from 2.0	3.8	4.0
Student-teacher ratio in core subjects	17.7 to 1	Down from 19.0 to 1	17.8 to 1	20.1 to 1
Prime instructional time	92.3%	Down from 95.7%	89.6%	90.0%
Opportunities in the arts	Good	No Change	Good	Good
SACS accreditation	No	No Change	Yes	Yes
Parents attending conferences	100.0%	No Change	100.0%	100.0%
Character development program	Excellent	No Change	Excellent	Excellent
Dollars spent per pupil**	\$11,807	Up 2.0%	\$8,398	\$7,364
Percent of expenditures for instruction**	60.0%	Down from 61.3%	66.0%	68.0%
Percent of expenditures for teacher salaries**	58.0%	No Change	63.0%	66.0%
ESEA composite index score	57.5	Down from 83.3	69.1	88.0

\* Length of contract = 185+ days.

\*\* Prior year audited financial data available.

## EVALUATION RESULTS

	Teachers	Students*	Parents*
Number of surveys returned	N/A	18	13
Percent satisfied with learning environment	N/A	94.5%	92.3%
Percent satisfied with social and physical environment	N/A	72.2%	92.3%
Percent satisfied with school-home relations	N/A	88.9%	92.3%

\*Only students at the highest elementary school grade level at this school and their parents were included.

## REPORT OF PRINCIPAL AND SCHOOL IMPROVEMENT COUNCIL

Edith L. Frierson is a Title One Community School located on Wadmalaw Island. This year's theme was "We're Wild About Learning!" Our school's vision of Excellence + Learning + Values Equals Success, helped our students and staff stay focused on high academic goals.

At Frierson, we are committed to helping students achieve in all areas. We have academic and social interventions for students to help them meet their goal of being successful. Our Gifted and Talented Program continues to grow with students being added each year.

This year, staff development focused on the Common Core State Standards curriculum. Teachers took part in ELA and Math Common Core training. We are also part of the Race to the Top Grant, which will help teachers deliver personalized learning for students. The staff also had refreshers in Project Read, Reader's and Writer's Workshop and Talk Moves. Teachers also met weekly with an Instructional Coach to discuss instructional strategies and differentiation within the classroom.

Frierson has a warm welcoming climate which contributes to the many returning community volunteers and mentors who work with our students. Volunteers work on projects and with individuals or small groups of students. Our volunteers are dedicated and committed to the learning process and help students make the connection between school and community.

As a community school, Frierson collaborates with our PTA and SIC to organize family events such as Open House, Grits and Gravy for Grandparents, Family Literacy and Book Fair Night, Grandparents Book Club, Winter Celebration, Spring Gala, Awards Banquet and other celebrations throughout the school year. Our parents and community always come out to support the students' academic and creative achievements.

Edith L. Frierson is committed to providing a quality learning environment for all students to help them succeed in the global environment in which they live.

Nancy Ross, Principal  
Taylor, SIC Chair

Cherisse King-

Comprehensive detail, including definitions of ratings, performance criteria, and explanations of status, is available on [www.ed.sc.gov](http://www.ed.sc.gov) and [www.eoc.sc.gov](http://www.eoc.sc.gov) as well as school and school district websites.

Printed versions are available from school districts upon request.

### Abbreviations Key

N/A Not Applicable N/AV Not Available N/C Not Collected N/R Not Reported I/S Insufficient Sample TBD To be determined

NI Newly Identified CSI Continuing School Improvement CA Corrective Action RP Plan to Restructure R Restructure DELAY School Improvement Status HOLD School Improvement Status