



SC Annual School Report Card Summary

Malcolm C. Hursey Elementary School
 Charleston
 Grades: PK-6 Enrollment: 269
 Principal: Dr. Timothy G. Schavel
 Superintendent: Dr. Nancy J. McGinley
 Board Chair: Mrs. Cindy Bohn Coats

PERFORMANCE

Comprehensive detail, including definitions of ratings, performance criteria, and explanations of status, is available on www.ed.sc.gov and www.eoc.sc.gov as well as school and school district websites. Printed versions are available from school districts upon request.

YEAR	ABSOLUTE RATING	GROWTH RATING	PALMETTO GOLD AND SILVER AWARD		ESEA/FEDERAL ACCOUNTABILITY RATING SYSTEM	
			General Performance	Closing the Gap	ESEA Grade	Accountability Indicator
2013	Average	Average	TBD	TBD	B	N/A
2012	Below Average	Average	N/A	N/A	D	N/A
2011	At-Risk	Average	N/A	N/A	Not Met	N/A

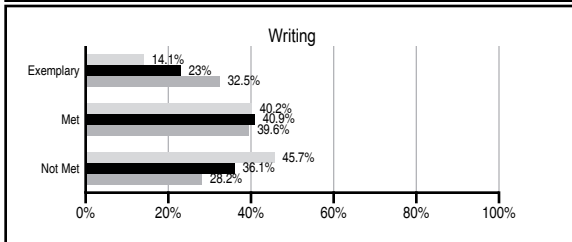
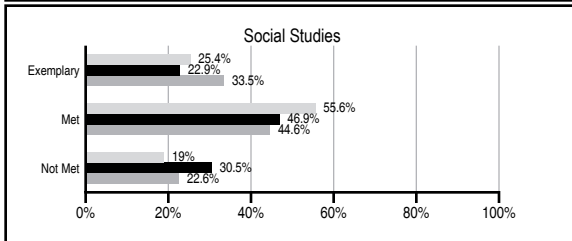
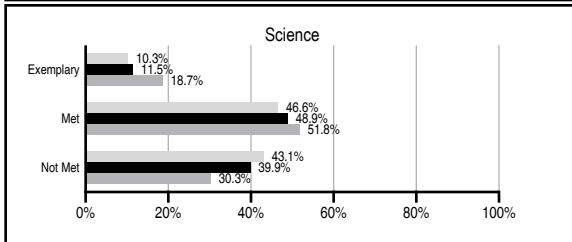
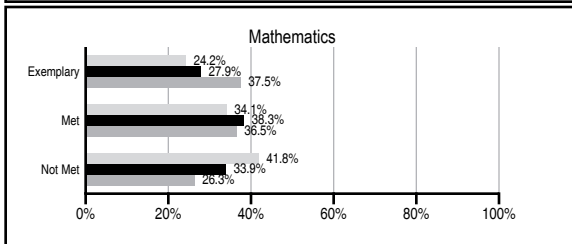
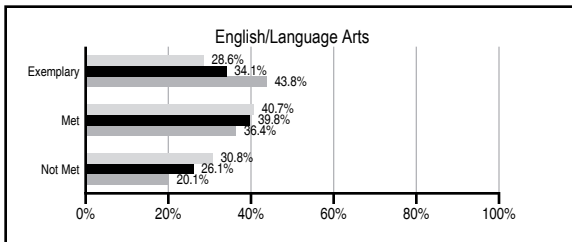
ABSOLUTE RATINGS OF ELEMENTARY SCHOOLS WITH STUDENTS LIKE OURS*

EXCELLENT	GOOD	AVERAGE	BELOW AVERAGE	AT-RISK
9	13	95	20	5

* Ratings are calculated with data available by 11/07/2013. Schools with Students Like Ours are Elementary Schools with Poverty Indices of no more than 5% above or below the index for this school.

PASS PERFORMANCE

Our School
 Elementary Schools with Students Like Ours
 Elementary schools statewide



NAEP PERFORMANCE*

* Performance reported for SC and nation, data not available at school level. Percentages at NAEP Achievement Levels.



SC PERFORMANCE VISION

By 2020 all students will graduate with the knowledge and skills necessary to compete successfully in the global economy, participate in a democratic society and contribute positively as members of families and communities.

Abbreviations Key

N/A Not Applicable N/AV Not Available N/C Not Collected N/R Not Reported I/S Insufficient Sample TBD To be determined

Malcolm C. Hursey Elementary School [Charleston]

SCHOOL PROFILE

	Our School	Change from Last Year	Elementary Schools with Students Like Ours	Median Elementary School
Students (n=269)				
Retention rate	2.1%	Up from 0.9%	1.1%	0.9%
Attendance rate	95.4%	Down from 95.5%	95.9%	96.3%
Served by gifted and talented program	1.1%	N/A	4.2%	7.2%
With disabilities	15.1%	N/A	13.8%	12.4%
Older than usual for grade	1.7%	N/A	2.6%	1.9%
Out-of-school suspensions or expulsions for violent and/or criminal offenses	0.0%	No Change	0.0%	0.0%
Teachers (n=31)				
Teachers with advanced degrees	58.1%	Down from 64.7%	60.4%	62.5%
Continuing contract teachers	71.0%	Down from 73.5%	81.5%	83.3%
Teachers returning from previous year	80.6%	Up from 80.4%	86.5%	88.3%
Teacher attendance rate	94.5%	Down from 97.1%	94.7%	95.0%
Average teacher salary*	\$40,667	Up 2.4%	\$47,225	\$48,193
Classes not taught by highly qualified teachers	0.8%	Down from 16.3%	0.0%	0.0%
Professional development days/teacher	11.7 days	Up from 10.7 days	11.0 days	11.0 days
School				
Principal's years at school	2.0	Up from 1.0	3.0	4.0
Student-teacher ratio in core subjects	13.1 to 1	Up from 9.5 to 1	19.3 to 1	20.1 to 1
Prime instructional time	88.6%	Down from 92.0%	89.5%	90.0%
Opportunities in the arts	Good	No Change	Good	Good
SACS accreditation	No	No Change	Yes	Yes
Parents attending conferences	98.1%	Up from 89.4%	100.0%	100.0%
Character development program	Excellent	No Change	Excellent	Excellent
Dollars spent per pupil**	\$11,486	Up 18.3%	\$7,663	\$7,364
Percent of expenditures for instruction**	70.0%	Up from 68.3%	68.0%	68.0%
Percent of expenditures for teacher salaries**	68.0%	Up from 64.7%	65.0%	66.0%
ESEA composite index score	87.8	Up from 68.6	78.7	88.0

* Length of contract = 185+ days.

** Prior year audited financial data available.

EVALUATION RESULTS

	Teachers	Students*	Parents*
Number of surveys returned	23	N/A	11
Percent satisfied with learning environment	95.6%	N/A	72.8%
Percent satisfied with social and physical environment	87%	N/A	90%
Percent satisfied with school-home relations	65.2%	N/A	81.8%

*Only students at the highest elementary school grade level at this school and their parents were included.

REPORT OF PRINCIPAL AND SCHOOL IMPROVEMENT COUNCIL

Malcolm C. Hursey has consistently offered students unparalleled instruction that addresses multiple intelligences while creating lessons that drive the South Carolina academic standards. The strong belief that success is attainable by every student forces innovation and creativity in the introduction of Common Core Standards and re-enforcement of South Carolina's elementary standards. The administration, faculty, and staff are committed to continuing our tradition of providing a strong foundation for all students through Charleston County School District Vision 2016, diverse learning experiences, and special programs meeting the needs of all learners.

At Hursey we offer conventional classroom instruction as well as Montessori instruction. Our traditional track runs from 4k-4th grade and our Montessori track consists of 3 year olds through 6th grade. This unique feature is one of the many aspects that make M.C. Hursey such a dynamic institution of learning. M.C. Hursey administration, faculty, and staff continue to seek ways to challenge students in their academics. The results of the MAP assessments and other data are continuously analyzed so that our instruction can meet the needs of our learners and foster growth in our students.

One of the most valuable aspects of M.C. Hursey is the bond formed between staff and community. The commitment of families and teachers fosters an environment with mutual goals for student success. At Hursey we have established a partnership with the Liberty Hill Improvement Council Afterschool Literacy Program, and Educate 1st which is designed to work with students on a daily basis to improve reading fluency and comprehension. Our partnership with Cummins Turbo Technologies creates meaningful science lessons through our Planet Bone Head Curriculum. In addition, we continue to expand our hands-on learning in the area of science instruction through the use of our Garden Classroom. At Hursey we have been awarded the Fresh Fruits and Vegetable Grant, The Boeing Lean Team Grant and the DHEC Wellness Grant to create and encourage a healthier lifestyle and eating habits for our students. It is through the collaborative efforts of the teachers, staff, administration, parents, and community that we are able to build a positive, nurturing learning environment that fosters high expectations for all of our students.

As we celebrate our many accomplishments and achievements, we are confident that we will continue to fulfill our mission and make excellent progress in the years to come.

Timothy G. Schavel, Ed.D., Principal

Darcell

Catunis, SIC Chairman

Comprehensive detail, including definitions of ratings, performance criteria, and explanations of status, is available on www.ed.sc.gov and www.eoc.sc.gov as well as school and school district websites.

Printed versions are available from school districts upon request.

Abbreviations Key

N/A Not Applicable N/AV Not Available N/C Not Collected N/R Not Reported I/S Insufficient Sample TBD To be determined

NI Newly Identified CSI Continuing School Improvement CA Corrective Action RP Plan to Restructure R Restructure DELAY School Improvement Status HOLD School Improvement Status